

# LCFF Budget Overview for Parents

Local Educational Agency (LEA) Name: Yosemite Wawona Elementary Charter School

CDS Code: 20 65185 0129015

School Year: 2024-25

LEA contact information:

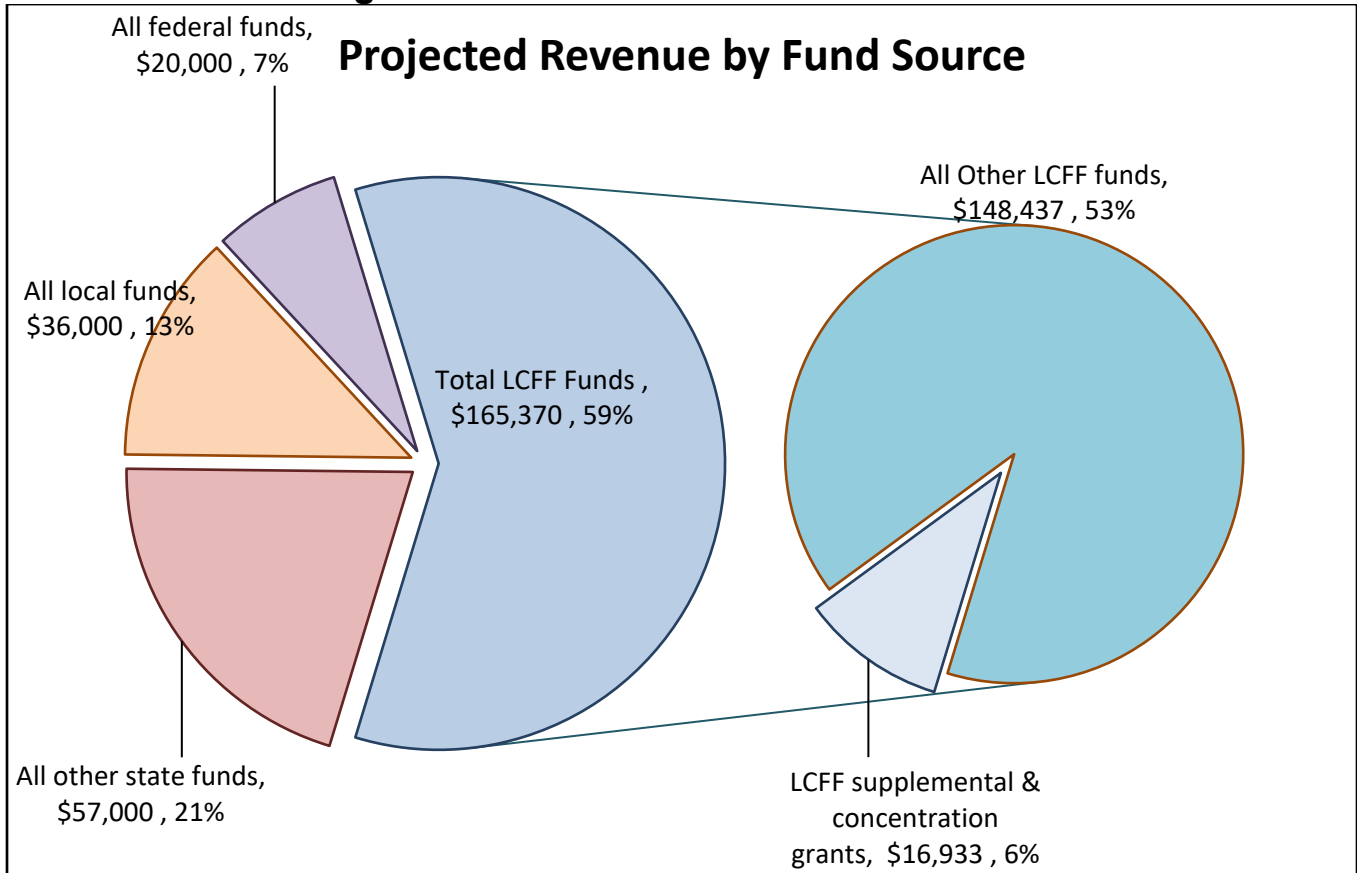
Glenn Reid

Acting Administrator

209-375-6383 (school phone)

School districts receive funding from different sources: state funds under the Local Control Funding Formula (LCFF), other state funds, local funds, and federal funds. LCFF funds include a base level of funding for all LEAs and extra funding - called "supplemental and concentration" grants - to LEAs based on the enrollment of high needs students (foster youth, English learners, and low-income students).

## Budget Overview for the 2024-25 School Year

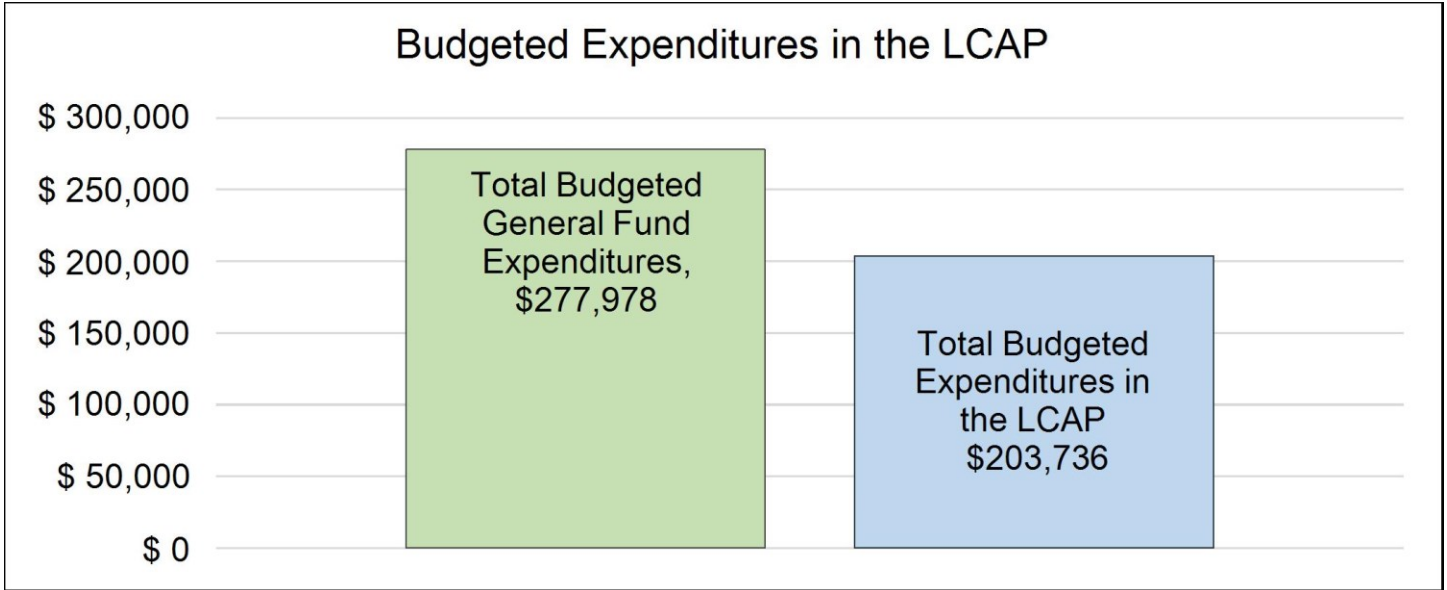


This chart shows the total general purpose revenue Yosemite Wawona Elementary Charter School expects to receive in the coming year from all sources.

The text description for the above chart is as follows: The total revenue projected for Yosemite Wawona Elementary Charter School is \$278,370, of which \$165,370 is Local Control Funding Formula (LCFF), \$57,000 is other state funds, \$36,000 is local funds, and \$20,000 is federal funds. Of the \$165,370 in LCFF Funds, \$16,933 is generated based on the enrollment of high needs students (foster youth, English learner, and low-income students).

# LCFF Budget Overview for Parents

The LCFF gives school districts more flexibility in deciding how to use state funds. In exchange, school districts must work with parents, educators, students, and the community to develop a Local Control and Accountability Plan (LCAP) that shows how they will use these funds to serve students.



This chart provides a quick summary of how much Yosemite Wawona Elementary Charter School plans to spend for 2024-25. It shows how much of the total is tied to planned actions and services in the LCAP.

The text description of the above chart is as follows: Yosemite Wawona Elementary Charter School plans to spend \$277,978 for the 2024-25 school year. Of that amount, \$203,736 is tied to actions/services in the LCAP and \$74,242 is not included in the LCAP. The budgeted expenditures that are not included in the LCAP will be used for the following:

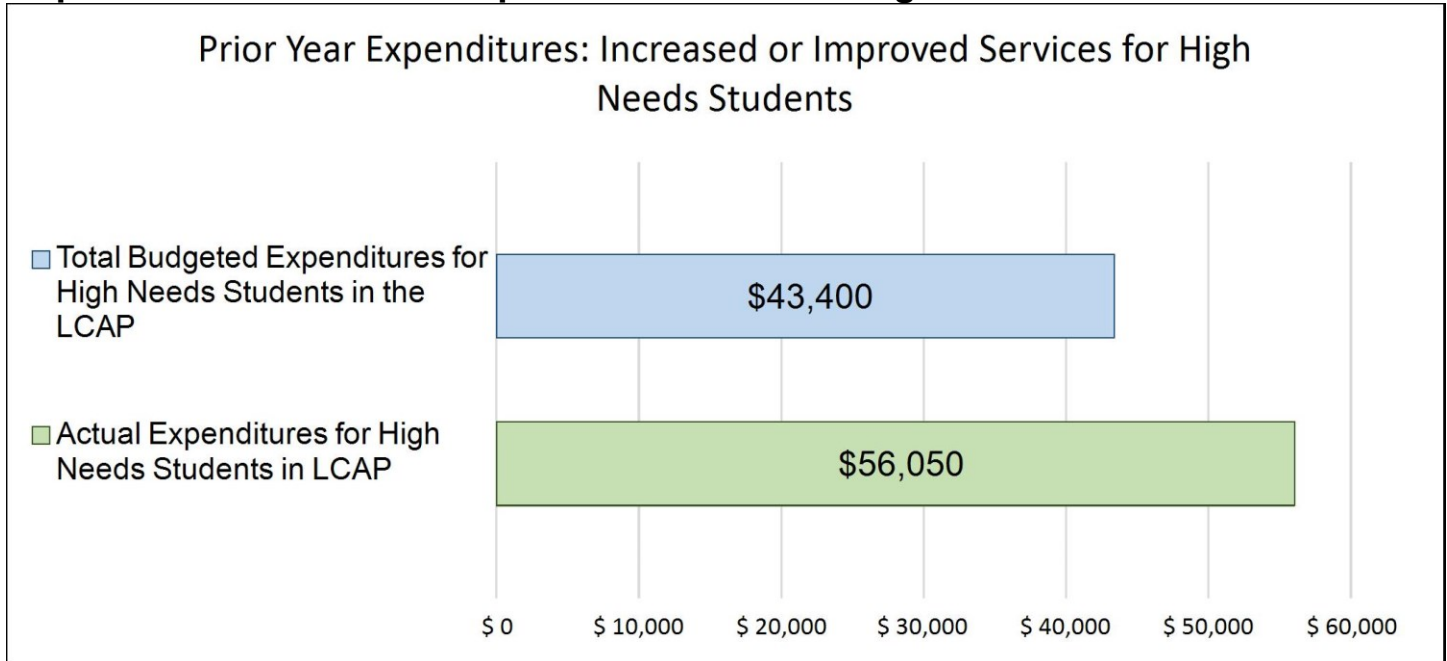
Contracted services, utilities, communications costs

## Increased or Improved Services for High Needs Students in the LCAP for the 2024-25 School Year

In 2024-25, Yosemite Wawona Elementary Charter School is projecting it will receive \$16,933 based on the enrollment of foster youth, English learner, and low-income students. Yosemite Wawona Elementary Charter School must describe how it intends to increase or improve services for high needs students in the LCAP. Yosemite Wawona Elementary Charter School plans to spend \$151,736 towards meeting this requirement, as described in the LCAP.

# LCFF Budget Overview for Parents

## Update on Increased or Improved Services for High Needs Students in 2023-24



This chart compares what Yosemite Wawona Elementary Charter School budgeted last year in the LCAP for actions and services that contribute to increasing or improving services for high needs students with what Yosemite Wawona Elementary Charter School estimates it has spent on actions and services that contribute to increasing or improving services for high needs students in the current year.

The text description of the above chart is as follows: In 2023-24, Yosemite Wawona Elementary Charter School's LCAP budgeted \$43,400 for planned actions to increase or improve services for high needs students. Yosemite Wawona Elementary Charter School actually spent \$56,050 for actions to increase or improve services for high needs students in 2023-24.

# 2023–24 Local Control and Accountability Plan Annual Update

The instructions for completing the 2023–24 Local Control and Accountability Plan (LCAP) Annual Update follow the template.

Local Educational Agency (LEA) Name	Contact Name and Title	Email and Phone
Yosemite Wawona Elementary Charter School	Glenn Reid Acting Administrator	greid@yosemitewawonacharter.org 209-375-6383 (school phone)

# Goals and Actions

## Goal

Goal #	Description
1	All students will participate in high quality instruction and learning opportunities through a Montessori approach that will prepare them for future success in the classroom and the workplace.

## Measuring and Reporting Results

Metric	Baseline	Year 1 Outcome	Year 2 Outcome	Year 3 Outcome	Desired Outcome for 2023–24
School staff will participate in Professional Development	100%	100%	100%	0%	100%
Students will improve by an average of 5 points on the ELA portion of the CAASPP.	30%	35%	71%	75%	75%
Students will improve by an average of 5 points on the Math portion of the CAASPP.	30%	25%	57%	87%	75%
80% of students will participate in strategies for using technology to improve academic achievement.	80%	100%	100%	100%	100%

## Goal Analysis

An analysis of how this goal was carried out in the previous year.

A description of any substantive differences in planned actions and actual implementation of these actions.

Professional Development activities were not completed during 2023-24 due to the lack of substitutes available willing to serve in the school's remote location. This has been remedied for 2024-25 and a reliable substitute has been retained.

An explanation of material differences between Budgeted Expenditures and Estimated Actual Expenditures and/or Planned Percentages of Improved Services and Estimated Actual Percentages of Improved Services.

N/A

An explanation of how effective or ineffective the specific actions were in making progress toward the goal during the three-year LCAP cycle.

Students continue to show growth in ELA and Math as measured by the CAASPP. Individual Learning Plans are developed for each student and goal setting and monitoring takes place throughout the school year.

A description of any changes made to the planned goal, metrics, desired outcomes, or actions for the coming year that resulted from reflections on prior practice.

No changes are planned based on these results.

**A report of the Total Estimated Actual Expenditures for last year's actions may be found in the Annual Update Table. A report of the Estimated Actual Percentages of Improved Services for last year's actions may be found in the Contributing Actions Annual Update Table.**

# Goals and Actions

## Goal

Goal #	Description
2	All students will receive instruction from highly qualified professionals in a clean, caring and secure environment.

## Measuring and Reporting Results

Metric	Baseline	Year 1 Outcome	Year 2 Outcome	Year 3 Outcome	Desired Outcome for 2023–24
Teacher appropriately assigned	100%	100%	100%	100%	100%
Actual attendance rate	95%	96%	98%	97%	97%
Maintain low suspension rates	0%	0%	0%	0.12%	0%
90% favorable results in student and parent surveys	90%	95%	100%	100%	90%
Good to exemplary ranking on the FIT	87.5% (Fair)	87.5% (Fair)	90% (Good)	90% (Good)	90% (Good)

## Goal Analysis

An analysis of how this goal was carried out in the previous year.

A description of any substantive differences in planned actions and actual implementation of these actions.

N/A
-----

An explanation of material differences between Budgeted Expenditures and Estimated Actual Expenditures and/or Planned Percentages of Improved Services and Estimated Actual Percentages of Improved Services.

There was a difference in Goal 2.2 as unforeseen repairs needed to be made to some outdoor structures. Additional staff was hired to supplement the program for 2.1.

An explanation of how effective or ineffective the specific actions were in making progress toward the goal during the three-year LCAP cycle.

Actions were effective in making progress towards the goal.

A description of any changes made to the planned goal, metrics, desired outcomes, or actions for the coming year that resulted from reflections on prior practice.

No changes planned.

**A report of the Total Estimated Actual Expenditures for last year's actions may be found in the Annual Update Table. A report of the Estimated Actual Percentages of Improved Services for last year's actions may be found in the Contributing Actions Annual Update Table.**



# Goals and Actions

## Goal

Goal #	Description
3	All students will have access to learning experiences and enrichment activities with an emphasis on individualizing academic challenges.

## Measuring and Reporting Results

Metric	Baseline	Year 1 Outcome	Year 2 Outcome	Year 3 Outcome	Desired Outcome for 2023–24
All students will have access to enrichment activities.	100%	100%	100%	100%	100%
As appropriate, students will have access to software programs that support and challenge them at their individual academic level.	80%	85%	100%	100%	90%
Individual Learning Plans will be developed for each student. Students and parents will be involved in setting goals. These goals will be revisited throughout the year.	100%	100%	100%	100%	100%

## Goal Analysis

An analysis of how this goal was carried out in the previous year.

A description of any substantive differences in planned actions and actual implementation of these actions.

N/A

An explanation of material differences between Budgeted Expenditures and Estimated Actual Expenditures and/or Planned Percentages of Improved Services and Estimated Actual Percentages of Improved Services.

N/A

An explanation of how effective or ineffective the specific actions were in making progress toward the goal during the three-year LCAP cycle.

Enrichment activities included trips to Death Valley and Washington D.C. These were life-changing experiences for the students at the school.

A description of any changes made to the planned goal, metrics, desired outcomes, or actions for the coming year that resulted from reflections on prior practice.

N/A

**A report of the Total Estimated Actual Expenditures for last year's actions may be found in the Annual Update Table. A report of the Estimated Actual Percentages of Improved Services for last year's actions may be found in the Contributing Actions Annual Update Table.**

# Goals and Actions

## Goal

Goal #	Description
4	All stakeholders will be engaged in the learning process by promoting opportunities that strengthen the skills, competencies and abilities of students, staff and parents.

## Measuring and Reporting Results

Metric	Baseline	Year 1 Outcome	Year 2 Outcome	Year 3 Outcome	Desired Outcome for 2023–24
Parent survey participation	95%	95%	95%	100%	100%
Parent Survey - Parents as partners (Agree/Strongly Agree)	100%	100%	100%	100%	100%
Parent Survey - Caring staff (Agree/Strongly Agree)	100%	100%	100%	100%	100%
Parent Survey - Children safe at school (Agree/Strongly Agree)	100%	100%	100%	100%	100%
Parents participation in various school activities, work day projects or fundraising events.	90%	90%	90%	100%	90%

## Goal Analysis

An analysis of how this goal was carried out in the previous year.

A description of any substantive differences in planned actions and actual implementation of these actions.

N/A

An explanation of material differences between Budgeted Expenditures and Estimated Actual Expenditures and/or Planned Percentages of Improved Services and Estimated Actual Percentages of Improved Services.

N/A

An explanation of how effective or ineffective the specific actions were in making progress toward the goal during the three-year LCAP cycle.

Parents are extremely satisfied with the programs at Yosemite-Wawona Elementary Charter School. Goal setting and monitoring throughout the year through formal parent-teacher-student conferences is a facet of the school that parents are greatly appreciative of.

A description of any changes made to the planned goal, metrics, desired outcomes, or actions for the coming year that resulted from reflections on prior practice.

No changes are anticipated in the coming year.

**A report of the Total Estimated Actual Expenditures for last year's actions may be found in the Annual Update Table. A report of the Estimated Actual Percentages of Improved Services for last year's actions may be found in the Contributing Actions Annual Update Table.**

# Goals and Actions

## Goal

Goal #	Description
5	

## Measuring and Reporting Results

Metric	Baseline	Year 1 Outcome	Year 2 Outcome	Year 3 Outcome	Desired Outcome for 2023–24
--------	----------	----------------	----------------	----------------	-----------------------------

## Goal Analysis

An analysis of how this goal was carried out in the previous year.

A description of any substantive differences in planned actions and actual implementation of these actions.

An explanation of material differences between Budgeted Expenditures and Estimated Actual Expenditures and/or Planned Percentages of Improved Services and Estimated Actual Percentages of Improved Services.

An explanation of how effective or ineffective the specific actions were in making progress toward the goal during the three-year LCAP cycle.

A description of any changes made to the planned goal, metrics, desired outcomes, or actions for the coming year that resulted from reflections on prior practice.

---

**A report of the Total Estimated Actual Expenditures for last year's actions may be found in the Annual Update Table. A report of the Estimated Actual Percentages of Improved Services for last year's actions may be found in the Contributing Actions Annual Update Table.**

# Instructions

For additional questions or technical assistance related to the completion of the Local Control and Accountability Plan (LCAP) template, please contact the local county office of education (COE), or the California Department of Education’s (CDE’s) Local Agency Systems Support Office, by phone at 916-319-0809 or by email at [lcff@cde.ca.gov](mailto:lcff@cde.ca.gov).

Complete the prompts as instructed for each goal included in the 2023–24 LCAP. Duplicate the tables as needed. The 2023–24 LCAP Annual Update must be included with the 2024–25 LCAP.

## Goals and Actions

### Goal(s)

#### Description:

Copy and paste verbatim from the 2023–24 LCAP.

#### Measuring and Reporting Results

- Copy and paste verbatim from the 2023–24 LCAP.

#### Metric:

- Copy and paste verbatim from the 2023–24 LCAP.

#### Baseline:

- Copy and paste verbatim from the 2023–24 LCAP.

#### Year 1 Outcome:

- Copy and paste verbatim from the 2023–24 LCAP.

#### Year 2 Outcome:

- Copy and paste verbatim from the 2023–24 LCAP.

#### Year 3 Outcome:

- When completing the 2023–24 LCAP Annual Update, enter the most recent data available. Indicate the school year to which the data applies.

#### Desired Outcome for 2023–24:

- Copy and paste verbatim from the 2023–24 LCAP.

Timeline for completing the “**Measuring and Reporting Results**” part of the Goal.

Metric	Baseline	Year 1 Outcome	Year 2 Outcome	Year 3 Outcome	Desired Outcome for Year 3 (2023–24)
Copy and paste verbatim from the 2023–24 LCAP.	Copy and paste verbatim from the 2023–24 LCAP.	Copy and paste verbatim from the 2023–24 LCAP.	Copy and paste verbatim from the 2023–24 LCAP.	Enter information in this box when completing the 2023–24 LCAP Annual Update.	Copy and paste verbatim from the 2023–24 LCAP.

### Goal Analysis

Using actual annual measurable outcome data, including data from the Dashboard, analyze whether the planned actions were effective in achieving the goal. Respond to the prompts as instructed.

A description of any substantive differences in planned actions and actual implementation of these actions.

- Describe the overall implementation of the actions to achieve the articulated goal. Include a discussion of relevant challenges and successes experienced with the implementation process. This must include any instance where the LEA did not implement a planned action or implemented a planned action in a manner that differs substantively from how it was described in the adopted LCAP.

An explanation of material differences between Budgeted Expenditures and Estimated Actual Expenditures and/or Planned Percentages of Improved Services and Estimated Actual Percentages of Improved Services.

- Explain material differences between Budgeted Expenditures and Estimated Actual Expenditures and between the Planned Percentages of Improved Services and Estimated Actual Percentages of Improved Services, as applicable. Minor variances in expenditures or percentages do not need to be addressed, and a dollar-for-dollar accounting is not required.

An explanation of how effective or ineffective the specific actions were in making progress toward the goal during the three-year LCAP cycle.

- Describe the effectiveness or ineffectiveness of the specific actions in making progress toward the goal during the three-year LCAP cycle. “Effectiveness” means the degree to which the actions were successful in producing the desired result and “ineffectiveness” means that the actions did not produce any significant or desired result.
  - In some cases, not all actions in a goal will be intended to improve performance on all of the metrics associated with the goal.
  - When responding to this prompt, LEAs may assess the effectiveness of a single action or group of actions within the goal in the context of performance on a single metric or group of specific metrics within the goal that are applicable to the action(s). Grouping actions with metrics will allow for more robust analysis of whether the strategy the LEA is using to impact a specified set of metrics is working and increase transparency for educational partners. LEAs are encouraged to use such an approach when goals include multiple actions and metrics that are not closely associated.
  - Beginning with the development of the 2024–25 LCAP, the LEA must change actions that have not proven effective over a three-year period.

A description of any changes made to the planned goal, metrics, desired outcomes, or actions for the coming year that resulted from reflections on prior practice.

- Describe any changes made to this goal, expected outcomes, metrics, or actions to achieve this goal as a result of this analysis and analysis of the data provided in the Dashboard or other local data, as applicable.
  - As noted above, beginning with the development of the 2024–25 LCAP, the LEA must change actions that have not proven effective over a three-year period. For actions that have been identified as ineffective, the LEA must identify the ineffective action and must include a description of the following:
    - The reasons for the ineffectiveness, and
    - How changes to the action will result in a new or strengthened approach.

California Department of Education  
November 2023



# Local Control and Accountability Plan

The instructions for completing the Local Control and Accountability Plan (LCAP) follow the template.

Local Educational Agency (LEA) Name	Contact Name and Title	Email and Phone
Yosemite Wawona Elementary Charter School	Glenn Reid Acting Administrator	greid@yosemitewawonacharter.org 209-375-6383 (school phone)

## Plan Summary [2024-25]

### General Information

A description of the LEA, its schools, and its students in grades transitional kindergarten–12, as applicable to the LEA.

Yosemite-Wawona Elementary Charter School (YWECS) is a small TK - 6 multiage school located near the southern boundary of Yosemite National Park. There are 16 students currently enrolled in the Montessori-based school. The Montessori approach works exceptionally well in a multigrade classroom as students are encouraged to learn through various activities that challenge their intellect at their appropriate pace. The adults in the school serve as guides to enhance a child's learning ability by appealing to their creativity and engaging in hands-on activities that teach math, language, cultural and practical life lessons. The Mission of YWECS is as follows:

**Mission Statement:**

To produce self-motivated, competent, life-long learners in a local community school who have a sound academic foundation, create quality work, are group workers and problem solvers, show respect and consideration for others and choose the academic path to an enjoyable career as an adult.

**Vision:**

To provide a local school within Yosemite National Park that ensures the health, safety and welfare of our children. To offer a unique education that utilizes the incredible natural and human resources within the Park. To always do what is best for kids. To offer an educational experience in this setting that will emphasize reading, writing, mathematics, science and the social sciences, communication skills, foster a spirit of environmental stewardship, and a broad-based exposure to other academic disciplines through projects, hands-on activities and real world experiences, whenever possible. This learning will be achieved in a respectful and supportive environment that enhances integrity, respect, responsibility, and compassion for others.

Students enrolled at the school come from the Wawona area and from surrounding communities. Demographically, the school's enrollment is made up of 81% white students, and 19% 2 or more races and includes an unduplicated count of 59%. There are no English Learners and no Foster students enrolled. Approximately 12% of the students are special needs students. Being located in Yosemite National Park affords

the school many opportunities to experience the various wonders of the Park, making enrichment activities easy to schedule and provide. The safe and comforting family atmosphere developed by the staff has helped students weather the disruptions that have occurred over the past years. YWECS is a unique school that provides a unique educational experience for its students.

## Reflections: Annual Performance

A reflection on annual performance based on a review of the California School Dashboard (Dashboard) and local data.

While the school is too small to have any data posted on the California Dashboard, individual and group CAASPP results are analyzed each year to determine areas of needed focus. For example, an analysis of CAASPP scores from the spring of 2023 indicated a general weakness in Math. This became a focus for the 2023-24 year for all students. Additionally, the student /teacher ratio ensures the close monitoring of student academic achievement and social/emotional well-being. Individual progress is monitored throughout the school year through the use of Individual Learning Plans (ILP) that have been established for each student. These goals are set by a joint meeting between the teacher, student(s) and parent(s). Progress toward the goals are discussed at parent conferences held three times per year. A copy of each student's goals are taped to their desk so that they can be a constant reminder of where students need to focus their attention. The life-skill of setting goals and then working towards them is one of the things that makes YWECS such a unique learning experience for its students.

## Reflections: Technical Assistance

As applicable, a summary of the work underway as part of technical assistance.

N/A

## Comprehensive Support and Improvement

An LEA with a school or schools eligible for comprehensive support and improvement must respond to the following prompts.

### ***Schools Identified***

A list of the schools in the LEA that are eligible for comprehensive support and improvement.

N/A

### ***Support for Identified Schools***

A description of how the LEA has or will support its eligible schools in developing comprehensive support and improvement plans.

N/A

## ***Monitoring and Evaluating Effectiveness***

A description of how the LEA will monitor and evaluate the plan to support student and school improvement.

N/A

# Engaging Educational Partners

A summary of the process used to engage educational partners in the development of the LCAP.

School districts and county offices of education must, at a minimum, consult with teachers, principals, administrators, other school personnel, local bargaining units, parents, and students in the development of the LCAP.

Charter schools must, at a minimum, consult with teachers, principals, administrators, other school personnel, parents, and students in the development of the LCAP.

An LEA receiving Equity Multiplier funds must also consult with educational partners at schools generating Equity Multiplier funds in the development of the LCAP, specifically, in the development of the required focus goal for each applicable school.

Educational Partner(s)	Process for Engagement
Staff, Parents, Community members, Students	Surveys, Board Agenda items

A description of how the adopted LCAP was influenced by the feedback provided by educational partners.

Progress towards the goals established within the 2023-24 LCAP were discussed throughout the year at monthly meetings of the Board of Directors. Along with the Mid-year Report , parents and community members were kept abreast of happenings and achievements at the school. Additionally, community members and property owners are updated quarterly about happenings at the school at their public meetings. Staff openly communicates with parents at drop off and pickup every day, and emails and postings on the school's website further communication efforts. Opportunities to gather input from the Wawona community were offered at quarterly property owner's meetings. Aspects of the LCAP for 2024-25 have been discussed in Board meetings by the Board of Directors throughout the year. The majority of the Board is made up of parents (or future parents) of students at the school. All parents are surveyed annually about conditions for learning at the school. The most recent survey of parents was distributed and returned. 100% of parents responded. There was overwhelming support for the academic individualization of students and for the support they receive from the staff. Parents also felt strongly that the staff cares about their child(ren)s' well-being, that they as parents feel welcome at the school and that they felt that the school worked well with them as partners in the educational process. Students were also surveyed. They indicated that they feel safe at school, that they do interesting activities and that the adults at the school listen to them and care about them. The parent surveys indicated a high level of support for the school. High marks were awarded for home/school communication, a caring and compassionate attitude towards students, the partnership forged between parents and the school and the academic individualization approach that is the base of all learning programs. Student surveys overwhelmingly indicated that they are happy at the school and that they are treated with respect by the adults at the school and by the other students. Stakeholder feedback indicated that the school needs to stay the course in terms of its individualized approach. Parents and students alike appreciate this path to learning. The Individual Learning Plans have been effective in spurring student growth. Staff indicated an interest in CAASPP results for the current school year to be used as an additional barometer of student success. Though the numbers of students tested in 2024 was just 12 overall, these results will help guide additional steps to be taken in the coming year that will increase student achievement levels.



# Goals and Actions

## Goal

Goal #	Description	Type of Goal
1	All students will participate in high quality instruction and learning opportunities through a Montessori approach that will prepare them for future success in the classroom and the workplace.	Broad Goal

State Priorities addressed by this goal.

<ul style="list-style-type: none"> <li>Priority 1: Basic (Conditions of Learning)</li> <li>Priority 2: State Standards (Conditions of Learning)</li> <li>Priority 3: Parental Involvement (Engagement)</li> <li>Priority 4: Pupil Achievement (Pupil Outcomes)</li> <li>Priority 5: Pupil Engagement (Engagement)</li> <li>Priority 6: School Climate (Engagement)</li> <li>Priority 7: Course Access (Conditions of Learning)</li> <li>Priority 8: Other Pupil Outcomes (Pupil Outcomes)</li> </ul>
--

An explanation of why the LEA has developed this goal.

Challenging individual student intellect at their own pace and the self-directed exposure to learning activities is at the base of everything that YWECS is founded on. These aims are aligned with the tenets identified in both the Mission and Vision statements that form the foundation of the Charter. We want to create an excitement about learning in students and for them to "learn how to learn". We also desire that students learn how to set, monitor and achieve personal and academic goals. An analysis of CAASPP dscores indicates that the focus on ELA and Math at the school needs to continue its current intensity. Professional development of the staff is necessary to ensure that the varying needs of students in a multi-graded classroom are being met. We strive to prepare all of our students for academic and personal success in the future.

## Measuring and Reporting Results

Metric #	Metric	Baseline	Year 1 Outcome	Year 2 Outcome	Target for Year 3 Outcome	Current Difference from Baseline
1.1	School staff will participate in Professional Development	0%			100%	

Metric #	Metric	Baseline	Year 1 Outcome	Year 2 Outcome	Target for Year 3 Outcome	Current Difference from Baseline
1.2	Students will improve scale scores by 7 points on the ELA portion of the CAASPP	75%			80%	
1.3	Students will improve scale scores by 7 points on the Math portion of the CAASPP.	87%			92%	
1.4	100% of students will participate in strategies for using technology to improve academic achievement.	100%			100%	
1.5	100% of students will participate in goal setting and goal progress monitoring activities.	100%			100%	

## Goal Analysis [2023-24]

An analysis of how this goal was carried out in the previous year.

A description of overall implementation, including any substantive differences in planned actions and actual implementation of these actions, and any relevant challenges and successes experienced with implementation.

Not Applicable.

An explanation of material differences between Budgeted Expenditures and Estimated Actual Expenditures and/or Planned Percentages of Improved Services and Estimated Actual Percentages of Improved Services.

Not Applicable.

A description of the effectiveness or ineffectiveness of the specific actions to date in making progress toward the goal.

Not Applicable.

A description of any changes made to the planned goal, metrics, target outcomes, or actions for the coming year that resulted from reflections on prior practice.

Not Applicable.

## Actions

Action #	Title	Description	Total Funds	Contributing
1.1	Professional Development	Staff requires professional development that aligns with both mission and vision of the school and the needs of the students.	\$2,000.00	No Yes
1.2	ELA performance on the CAASPP	Students will continue showing growth towards proficiency in ELA.	\$73,112.00	No Yes
1.3	Math performance on the CAASPP	Students will continue showing growth towards proficiency in ELA.	\$73,112.00	No Yes
1.4	Individual Learning Plans	Students will participate in setting goals and measuring their progress towards these goals throughout the school year.		No Yes



# Goals and Actions

## Goal

Goal #	Description	Type of Goal
2	All students will receive instruction from highly qualified professionals in a clean, caring and secure environment.	Broad Goal

State Priorities addressed by this goal.

<ul style="list-style-type: none"> <li>Priority 1: Basic (Conditions of Learning)</li> <li>Priority 4: Pupil Achievement (Pupil Outcomes)</li> <li>Priority 5: Pupil Engagement (Engagement)</li> <li>Priority 6: School Climate (Engagement)</li> <li>Priority 8: Other Pupil Outcomes (Pupil Outcomes)</li> </ul>
---

An explanation of why the LEA has developed this goal.

The adopted Mission and Vision of the Charter demand that this goal be developed. YWECS's learning environment is a huge part of what makes students successful and competent individuals. Many of our students come to Wawona because they have not had success in the traditional school setting. Social-emotional learning and the development of a family-style atmosphere is an integral component of YWECS.

## Measuring and Reporting Results

Metric #	Metric	Baseline	Year 1 Outcome	Year 2 Outcome	Target for Year 3 Outcome	Current Difference from Baseline
2.1	Teacher appropriately assigned	100%			100%	
2.2	Actual Attendance Rate	97%			97%	
2.3	Maintain low suspension rates	0.05%			0%	
2.4	90% favorable results in student and parent surveys	95%			100%	
2.5	Good to Exemplary ranking on the FIT	Ranking is Good			Ranking of Good	

## Goal Analysis [2023-24]

An analysis of how this goal was carried out in the previous year.

A description of overall implementation, including any substantive differences in planned actions and actual implementation of these actions, and any relevant challenges and successes experienced with implementation.

Not Applicable.

An explanation of material differences between Budgeted Expenditures and Estimated Actual Expenditures and/or Planned Percentages of Improved Services and Estimated Actual Percentages of Improved Services.

Not Applicable.

A description of the effectiveness or ineffectiveness of the specific actions to date in making progress toward the goal.

Not Applicable.

A description of any changes made to the planned goal, metrics, target outcomes, or actions for the coming year that resulted from reflections on prior practice.

Not Applicable.

## Actions

Action #	Title	Description	Total Funds	Contributing
2.1	Staffing	All staff is highly qualified and appropriately assigned		No Yes
2.2	Actual attendance rates	Students need to be in school to learn.	\$12,006.00	No Yes
2.3	Suspension rates	Maintain low suspension rates	\$12,006.00	No Yes

Action #	Title	Description	Total Funds	Contributing
<b>2.4</b>	Student/Parent Surveys	Annual student and parent surveys allow for comparisons from year to year and keep the school on track with the needs of its educational partners.		No Yes
<b>2.5</b>	FIT results	The Charter's facilities need to be clean, safe and well maintained in order to provide the best environment for learning.	\$1,500.00	No Yes

# Goals and Actions

## Goal

Goal #	Description	Type of Goal
3	All students will have access to learning experiences and enrichment activities with an emphasis on individualizing academic challenges.	Broad Goal

State Priorities addressed by this goal.

<ul style="list-style-type: none"> <li>Priority 1: Basic (Conditions of Learning)</li> <li>Priority 4: Pupil Achievement (Pupil Outcomes)</li> <li>Priority 5: Pupil Engagement (Engagement)</li> <li>Priority 6: School Climate (Engagement)</li> <li>Priority 8: Other Pupil Outcomes (Pupil Outcomes)</li> </ul>
---

An explanation of why the LEA has developed this goal.

<p>The Montessori approach is founded on individualizing instruction for students. The Mission and Vision of YWECS mentions individualized learning specifically. Student's who elect to come to YWECS have a wide variety of academic skills and academic needs. Individualizing approaches with these students is imperative.</p>
---

## Measuring and Reporting Results

Metric #	Metric	Baseline	Year 1 Outcome	Year 2 Outcome	Target for Year 3 Outcome	Current Difference from Baseline
3.1	All students will have access to enrichment activities.	100%			100%	
3.2	All students will have access to software programs that challenge them at their individual academic levels.	100%			100%	
3.3	Individual Learning Plans will be developed for each student. Students, parents and	100%			100%	

Metric #	Metric	Baseline	Year 1 Outcome	Year 2 Outcome	Target for Year 3 Outcome	Current Difference from Baseline
	staff will be involved in setting these goals. Goals will be revisited throughout the year.					

## Goal Analysis [2023-24]

An analysis of how this goal was carried out in the previous year.

A description of overall implementation, including any substantive differences in planned actions and actual implementation of these actions, and any relevant challenges and successes experienced with implementation.

Not Applicable.

An explanation of material differences between Budgeted Expenditures and Estimated Actual Expenditures and/or Planned Percentages of Improved Services and Estimated Actual Percentages of Improved Services.

Not Applicable.

A description of the effectiveness or ineffectiveness of the specific actions to date in making progress toward the goal.

Not Applicable.

A description of any changes made to the planned goal, metrics, target outcomes, or actions for the coming year that resulted from reflections on prior practice.

Not Applicable.

## Actions

Action #	Title	Description	Total Funds	Contributing
3.1	Enrichment activities	Enrichment activities are an important part of the curriculum at the school. These activities fulfill the mission and vision of this Charter and provide students who might not be able to experience these types of experiences the chance to do so.	\$30,000.00	No Yes

Action #	Title	Description	Total Funds	Contributing
<b>3.2</b>	Individualized Software	To ensure that students are challenged academically at their own levels, software programs will be used to meet then individual needs of all students.		No Yes
<b>3.3</b>	Individual Learning Plans (ILP)	The very core of the Charter is the development of an ILP for each student. The plan is agreed upon by staff, parents and students early in the year - and then monitored and modified throughout the year.		No Yes

# Goals and Actions

## Goal

Goal #	Description	Type of Goal
4	All stakeholders will be engaged in the learning process by promoting opportunities that strengthen the skills, competencies and abilities of students, staff and parents.	Focus Goal

State Priorities addressed by this goal.

<ul style="list-style-type: none"> <li>Priority 3: Parental Involvement (Engagement)</li> <li>Priority 5: Pupil Engagement (Engagement)</li> <li>Priority 6: School Climate (Engagement)</li> <li>Priority 8: Other Pupil Outcomes (Pupil Outcomes)</li> </ul>
--

An explanation of why the LEA has developed this goal.

Involving parents in their child's educational activities is one of the main tenets of the YWECS school program. Student goal setting and monitoring those goals with parents and school staff - with the student present and involved in this activity is an important learning experience at YWECS.
---

## Measuring and Reporting Results

Metric #	Metric	Baseline	Year 1 Outcome	Year 2 Outcome	Target for Year 3 Outcome	Current Difference from Baseline
4.1	Parent survey participation	100%			100%	
4.2	Parent survey - parents as partners (agree or strongly agree)	100%			100%	
4.3	Parent survey - caring staff (agree or strongly agree)	100%			100%	
4.4	Parent Survey - children safe at school (agree or strongly agree)	100%			100%	
4.5	Parent participation in various school activities	100%			100%	

## Goal Analysis [2023-24]

An analysis of how this goal was carried out in the previous year.

A description of overall implementation, including any substantive differences in planned actions and actual implementation of these actions, and any relevant challenges and successes experienced with implementation.

Not Applicable.

An explanation of material differences between Budgeted Expenditures and Estimated Actual Expenditures and/or Planned Percentages of Improved Services and Estimated Actual Percentages of Improved Services.

Not Applicable.

A description of the effectiveness or ineffectiveness of the specific actions to date in making progress toward the goal.

Not Applicable.

A description of any changes made to the planned goal, metrics, target outcomes, or actions for the coming year that resulted from reflections on prior practice.

Not Applicable.

## Actions

Action #	Title	Description	Total Funds	Contributing
4.1	Parent Survey participation	It is important to gather input from our educational partners and to use their feedback to improve services provided at the school.		No Yes
4.2	Parent Survey - Parents as partners	100% of parents felt involved as partners in their child(rens) education		No Yes
4.3	Parent Survey - Caring staff	100% of parents felt that the staff was caring for the needs of students.		No Yes



Action #	Title	Description	Total Funds	Contributing
4.4	Parent Survey - Children safe at school	100% of parents feel that their child(ren) are safe at school. 100% of students feel the same.		No Yes
4.5	Parent Survey - Parents involved in activities at the school	100% of parents were involved in an activity that support the school		No Yes

# Goals and Actions

## Goal

Goal #	Description	Type of Goal
5		

State Priorities addressed by this goal.

An explanation of why the LEA has developed this goal.

## Measuring and Reporting Results

Metric #	Metric	Baseline	Year 1 Outcome	Year 2 Outcome	Target for Year 3 Outcome	Current Difference from Baseline

## Goal Analysis [2023-24]

An analysis of how this goal was carried out in the previous year.  
 A description of overall implementation, including any substantive differences in planned actions and actual implementation of these actions, and any relevant challenges and successes experienced with implementation.

Not Applicable.

An explanation of material differences between Budgeted Expenditures and Estimated Actual Expenditures and/or Planned Percentages of Improved Services and Estimated Actual Percentages of Improved Services.

Not Applicable.

A description of the effectiveness or ineffectiveness of the specific actions to date in making progress toward the goal.

Not Applicable.

A description of any changes made to the planned goal, metrics, target outcomes, or actions for the coming year that resulted from reflections on prior practice.

Not Applicable.

## Actions

Action #	Title	Description	Total Funds	Contributing
----------	-------	-------------	-------------	--------------

# Increased or Improved Services for Foster Youth, English Learners, and Low-Income Students [2024-25]

Total Projected LCFF Supplemental and/or Concentration Grants	Projected Additional 15 percent LCFF Concentration Grant
\$18,610	\$0

## Required Percentage to Increase or Improve Services for the LCAP Year

Projected Percentage to Increase or Improve Services for the Coming School Year	LCFF Carryover — Percentage	LCFF Carryover — Dollar	Total Percentage to Increase or Improve Services for the Coming School Year
11.254%	0.000%	\$0.00	11.254%

The Budgeted Expenditures for Actions identified as Contributing may be found in the Contributing Actions Table.

## Required Descriptions

### LEA-wide and Schoolwide Actions

For each action being provided to an entire LEA or school, provide an explanation of (1) the unique identified need(s) of the unduplicated student group(s) for whom the action is principally directed, (2) how the action is designed to address the identified need(s) and why it is being provided on an LEA or schoolwide basis, and (3) the metric(s) used to measure the effectiveness of the action in improving outcomes for the unduplicated student group(s).

Goal and Action #	Identified Need(s)	How the Action(s) Address Need(s) and Why it is Provided on an LEA-wide or Schoolwide Basis	Metric(s) to Monitor Effectiveness
1.1	<p><b>Action:</b> Professional Development</p> <p><b>Need:</b> CAASPP results indicate an overall weakness in math concepts and skills. This will remain a focus for the future. A significant portion of students enrolled at the school come to us with great needs in language arts due to their lack of success in the traditional school</p>	The low student to adult ratio maintained at the school fosters an environment where students who are behind can receive the additional assistance required that will help them achieve at standard level (or beyond)	Progress towards Individual Learning Plan goals and CAASPP assessment results will be monitored by the staff. Weekly meetings to discuss individual student progress are held each Friday.

Goal and Action #	Identified Need(s)	How the Action(s) Address Need(s) and Why it is Provided on an LEA-wide or Schoolwide Basis	Metric(s) to Monitor Effectiveness
	<p>setting. This will also remain a focus for the future.</p> <p><b>Scope:</b> Schoolwide</p>		
1.2	<p><b>Action:</b> ELA performance on the CAASPP</p> <p><b>Need:</b> CAASPP results indicate an overall weakness in math concepts and skills. This will remain a focus for the future. A significant portion of students enrolled at the school come to us with great needs in language arts due to their lack of success in the traditional school setting. This will also remain a focus for the future.</p> <p><b>Scope:</b> Schoolwide</p>	<p>The low student to adult ratio maintained at the school fosters an environment where students who are behind can receive the additional assistance required that will help them achieve at standard level (or beyond)</p>	<p>Progress towards Individual Learning Plan goals and CAASPP assessment results will be monitored by the staff. Weekly meetings to discuss individual student progress are held each Friday.</p>
1.3	<p><b>Action:</b> Math performance on the CAASPP</p> <p><b>Need:</b> CAASPP results indicate an overall weakness in math concepts and skills. This will remain a focus for the future. A significant portion of students enrolled at the school come to us with great needs in language arts due to their lack of success in the traditional school setting. This will also remain a focus for the future.</p>	<p>The low student to adult ratio maintained at the school fosters an environment where students who are behind can receive the additional assistance required that will help them achieve at standard level (or beyond)</p>	<p>Progress towards Individual Learning Plan goals and CAASPP assessment results will be monitored by the staff. Weekly meetings to discuss individual student progress are held each Friday.</p>

Goal and Action #	Identified Need(s)	How the Action(s) Address Need(s) and Why it is Provided on an LEA-wide or Schoolwide Basis	Metric(s) to Monitor Effectiveness
	<p><b>Scope:</b> Schoolwide</p>		
<p><b>1.4</b></p>	<p><b>Action:</b> Individual Learning Plans</p> <p><b>Need:</b> CAASPP results indicate an overall weakness in math concepts and skills. This will remain a focus for the future. A significant portion of students enrolled at the school come to us with great needs in language arts due to their lack of success in the traditional school setting. This will also remain a focus for the future.</p> <p><b>Scope:</b> Schoolwide</p>	<p>The low student to adult ratio maintained at the school fosters an environment where students who are behind can receive the additional assistance required that will help them achieve at standard level (or beyond)</p>	<p>Progress towards Individual Learning Plan goals and CAASPP assessment results will be monitored by the staff. Weekly meetings to discuss individual student progress are held each Friday.</p>
<p><b>2.1</b></p>	<p><b>Action:</b> Staffing</p> <p><b>Need:</b> All students need a teacher who is highly qualified and capable of directing their learning activities. More than other student groups, unduplicated students benefit from good first instruction that is consistently provided by a qualified instructor.</p> <p><b>Scope:</b></p>	<p>Individual Learning Plans developed for each student benefit all pupils.</p>	<p>CAASPP results, progress towards Individual Learning Plan goals</p>

Goal and Action #	Identified Need(s)	How the Action(s) Address Need(s) and Why it is Provided on an LEA-wide or Schoolwide Basis	Metric(s) to Monitor Effectiveness
	LEA-wide Schoolwide		
2.2	<p><b>Action:</b> Actual attendance rates</p> <p><b>Need:</b> A broad range of research has been conducted on the importance of good attendance and its connection to student academic achievement. Students who are not present are not learning to the full extent possible. An overall weakness in math demonstrated by unduplicated students requires their attendance to overcome.</p> <p><b>Scope:</b> LEA-wide Schoolwide</p>	When students attend regularly and take advantage of before and after school opportunities for learning, their achievement improves.	Attendance rates are monitored closely for all students.
2.3	<p><b>Action:</b> Suspension rates</p> <p><b>Need:</b> Due to the family atmosphere that is nurtured at the school, suspensions are extremely rare. However, increased suspendable activities impact attendance rates (see 2.3) and create a school climate that is not conducive to learning.</p> <p><b>Scope:</b></p>	Each student establishes personal goals in their Individual Learning Plan that impact their well-being and the well-being of others in the class.	Suspension rates, discipline logs. Individual Learning Plans

Goal and Action #	Identified Need(s)	How the Action(s) Address Need(s) and Why it is Provided on an LEA-wide or Schoolwide Basis	Metric(s) to Monitor Effectiveness
	LEA-wide Schoolwide		
2.4	<p><b>Action:</b> Student/Parent Surveys</p> <p><b>Need:</b> Both student and parent survey results are overwhelmingly positive. Both groups see the school as a safe, positive and welcoming place in which to learn. Both groups feel like the staff listens to them and that they are working in the best interests of the students.</p> <p><b>Scope:</b> LEA-wide Schoolwide</p>	Listening to all of our educational partners is crucial in developing and enhancing the educational program.	Student and parent annual surveys
2.5	<p><b>Action:</b> FIT results</p> <p><b>Need:</b> All students need to be able to attend a school that is well-maintained, safe and clean.</p> <p><b>Scope:</b> LEA-wide Schoolwide</p>	All students need to be able to attend a school that is well-maintained, safe and clean.	Annual FIT results
3.1	<p><b>Action:</b> Enrichment activities</p> <p><b>Need:</b></p>	The target population is not typically able to experience enrichment activities that expand their worldview. Having local experts and National Park Rangers come in to provide information and lead activities that build on the academic skills these	Student and parent survey results



Goal and Action #	Identified Need(s)	How the Action(s) Address Need(s) and Why it is Provided on an LEA-wide or Schoolwide Basis	Metric(s) to Monitor Effectiveness
	<p>The target population is not typically able to experience enrichment activities that expand their worldview. Having local experts and National Park Rangers come in to provide information and lead activities that build on the academic skills these students have learned is vital to the educational experience the Charter desires to provide. Field trips allow for learning to take place in areas that are not classrooms. These valuable excursions further students' educational experience.</p> <p><b>Scope:</b> LEA-wide Schoolwide</p>	<p>students have learned is vital to the educational experience the Charter desires to provide. Field trips allow for learning to take place in areas that are not classrooms. These valuable excursions further students' educational experience.</p>	
<p><b>3.2</b></p>	<p><b>Action:</b> Individualized Software</p> <p><b>Need:</b> CAASPP scores indicate that unduplicated students need to improve their skills in ELA and Math. Individualized software programs allow them to practice skills that are at their level.</p> <p><b>Scope:</b> LEA-wide Schoolwide</p>	<p>The individual needs of students in a multi-grade classroom like Wawona require that they have the opportunity to improve their academic skills in ELA and Math.</p>	<p>Software progress tracking</p>
<p><b>3.3</b></p>	<p><b>Action:</b> Individual Learning Plans (ILP)</p> <p><b>Need:</b></p>	<p>When staff, parents and student(s) sit down together and agree to individual goals, all students benefit. When they all sit down together again (mid-way through the year) the opportunity to</p>	<p>ILP monitoring throughout the year.</p>

Goal and Action #	Identified Need(s)	How the Action(s) Address Need(s) and Why it is Provided on an LEA-wide or Schoolwide Basis	Metric(s) to Monitor Effectiveness
	<p>CAASPP scores indicate that unduplicated students need to improve their skills in ELA and Math.</p> <p><b>Scope:</b> LEA-wide Schoolwide</p>	<p>recalibrate or modify these goals is available. Putting the agreed upon individual goals on student desks keeps them motivated to reach these benchmarks. Goal setting is a powerful life skill.</p>	
<p><b>4.1</b></p>	<p><b>Action:</b> Parent Survey participation</p> <p><b>Need:</b> CAASPP scores indicate that unduplicated students need to improve their skills in ELA and Math. Parents who feel comfortable in sharing thoughts about how to improve services to students are necessary for maximum success.</p> <p><b>Scope:</b> LEA-wide Schoolwide</p>	<p>Parent input and program evaluation is critical to creating an environment that supports students.</p>	<p>CAASPP results, parent and student survey results</p>
<p><b>4.2</b></p>	<p><b>Action:</b> Parent Survey - Parents as partners</p> <p><b>Need:</b> Unduplicated pupils have demonstrated significant academic needs in ELA and Math as well as social-emotional needs.</p> <p><b>Scope:</b></p>	<p>Gaining the input for program needs and opinion on the effectiveness of the school is crucial for the YWECS program.</p>	<p>CAASPP results, parent and student survey results</p>

Goal and Action #	Identified Need(s)	How the Action(s) Address Need(s) and Why it is Provided on an LEA-wide or Schoolwide Basis	Metric(s) to Monitor Effectiveness
	LEA-wide		
4.3	<p><b>Action:</b> Parent Survey - Caring staff</p> <p><b>Need:</b> Unduplicated pupils have demonstrated significant academic needs in ELA and Math as well as social-emotional needs. A caring adult is critical to their success.</p> <p><b>Scope:</b> LEA-wide</p>	Gaining the input for program needs and opinion on the effectiveness of the school is crucial for the YWECS program.	CAASPP results, parent and student survey results
4.4	<p><b>Action:</b> Parent Survey - Children safe at school</p> <p><b>Need:</b> Unduplicated pupils have demonstrated significant academic needs in ELA and Math as well as social-emotional needs. Feeling safe at school is critical to their success.</p> <p><b>Scope:</b> LEA-wide Schoolwide</p>	Gaining the input for program needs and opinion on the effectiveness of the school is crucial for the YWECS program. Students feeling safe in the school environment can lead to academic and social/emotional success.	Parent and student survey results
4.5	<p><b>Action:</b> Parent Survey - Parents involved in activities at the school</p> <p><b>Need:</b> Unduplicated pupils have demonstrated significant academic needs in ELA and Math</p>	Gaining the input for program needs and opinion on the effectiveness of the school is crucial for the YWECS program. Parents that are involved at the school are great role-models for students. Involved parents lead to students who experience success.	Parent Survey results, Anecdotal records

Goal and Action #	Identified Need(s)	How the Action(s) Address Need(s) and Why it is Provided on an LEA-wide or Schoolwide Basis	Metric(s) to Monitor Effectiveness
	<p>as well as social-emotional needs. Feeling safe at school is critical to their success.</p> <p><b>Scope:</b> LEA-wide</p>		

**Limited Actions**

For each action being solely provided to one or more unduplicated student group(s), provide an explanation of (1) the unique identified need(s) of the unduplicated student group(s) being served, (2) how the action is designed to address the identified need(s), and (3) how the effectiveness of the action in improving outcomes for the unduplicated student group(s) will be measured.

Goal and Action #	Identified Need(s)	How the Action(s) are Designed to Address Need(s)	Metric(s) to Monitor Effectiveness

For any limited action contributing to meeting the increased or improved services requirement that is associated with a Planned Percentage of Improved Services in the Contributing Summary Table rather than an expenditure of LCFF funds, describe the methodology that was used to determine the contribution of the action towards the proportional percentage, as applicable.

--

**Additional Concentration Grant Funding**

A description of the plan for how the additional concentration grant add-on funding identified above will be used to increase the number of staff providing direct services to students at schools that have a high concentration (above 55 percent) of foster youth, English learners, and low-income students, as applicable.

N/A
-----

<b>Staff-to-student ratios by type of school and concentration of unduplicated students</b>	Schools with a student concentration of 55 percent or less	Schools with a student concentration of greater than 55 percent
Staff-to-student ratio of classified staff providing direct services to students	1-16	
Staff-to-student ratio of certificated staff providing direct services to students	1-16	

# 2024-25 Total Expenditures Table

LCAP Year	1. Projected LCFF Base Grant (Input Dollar Amount)	2. Projected LCFF Supplemental and/or Concentration Grants (Input Dollar Amount)	3. Projected Percentage to Increase or Improve Services for the Coming School Year (2 divided by 1)	LCFF Carryover — Percentage (Input Percentage from Prior Year)	Total Percentage to Increase or Improve Services for the Coming School Year (3 + Carryover %)
Totals	165,370	18,610	11.254%	0.000%	11.254%

Totals	LCFF Funds	Other State Funds	Local Funds	Federal Funds	Total Funds	Total Personnel	Total Non-personnel
Totals	\$151,736.00	\$2,000.00	\$30,000.00	\$20,000.00	\$203,736.00	\$165,236.00	\$38,500.00

Goal #	Action #	Action Title	Student Group(s)	Contributing to Increased or Improved Services?	Scope	Unduplicated Student Group(s)	Location	Time Span	Total Personnel	Total Non-personnel	LCFF Funds	Other State Funds	Local Funds	Federal Funds	Total Funds	Planned Percentage of Improved Services
1	1.1	Professional Development	All	No Yes	School wide		All Schools	Yearlong	\$0.00	\$2,000.00		\$2,000.00			\$2,000.00	
1	1.2	ELA performance on the CAASPP	All English Learners Low Income	No Yes	School wide	English Learners Low Income	All Schools	Yearlong	\$70,612.00	\$2,500.00	\$63,112.00			\$10,000.00	\$73,112.00	
1	1.3	Math performance on the CAASPP	All	No Yes	School wide		All Schools	Yearlong	\$70,612.00	\$2,500.00	\$63,112.00			\$10,000.00	\$73,112.00	
1	1.4	Individual Learning Plans	All	No Yes	School wide		All Schools	Yearlong								
2	2.1	Staffing	All	No Yes	LEA-wide School wide		All Schools	Yearlong								
2	2.2	Actual attendance rates	All	No Yes	LEA-wide School wide		All Schools	Yearlong	\$12,006.00	\$0.00	\$12,006.00				\$12,006.00	
2	2.3	Suspension rates	All	No Yes	LEA-wide School wide		All Schools	Yearlong	\$12,006.00	\$0.00	\$12,006.00				\$12,006.00	
2	2.4	Student/Parent Surveys	All	No Yes	LEA-wide School		All Schools	Spring								

Goal #	Action #	Action Title	Student Group(s)	Contributing to Increased or Improved Services?	Scope	Unduplicated Student Group(s)	Location	Time Span	Total Personnel	Total Non-personnel	LCFF Funds	Other State Funds	Local Funds	Federal Funds	Total Funds	Planned Percentage of Improved Services
					wide											
2	2.5	FIT results	All	No Yes	LEA-wide School wide		All Schools	Yearlong	\$0.00	\$1,500.00	\$1,500.00				\$1,500.00	
3	3.1	Enrichment activities	All	No Yes	LEA-wide School wide		All Schools	Yearlong	\$0.00	\$30,000.00			\$30,000.00		\$30,000.00	
3	3.2	Individualized Software	All	No Yes	LEA-wide School wide		All Schools									
3	3.3	Individual Learning Plans (ILP)	All	No Yes	LEA-wide School wide		All Schools	Yearlong								
4	4.1	Parent Survey participation	All	No Yes	LEA-wide School wide		All Schools									
4	4.2	Parent Survey - Parents as partners	All	No Yes	LEA-wide		All Schools	Spring								
4	4.3	Parent Survey - Caring staff	All	No Yes	LEA-wide		All Schools	Spring								
4	4.4	Parent Survey - Children safe at school	All	No Yes	LEA-wide School wide		All Schools	Spring								
4	4.5	Parent Survey - Parents involved in activities at the school	All	No Yes	LEA-wide		All Schools	Yearlong								

# 2024-25 Contributing Actions Table

1. Projected LCFF Base Grant	2. Projected LCFF Supplemental and/or Concentration Grants	3. Projected Percentage to Increase or Improve Services for the Coming School Year (2 divided by 1)	LCFF Carryover — Percentage (Percentage from Prior Year)	Total Percentage to Increase or Improve Services for the Coming School Year (3 + Carryover %)	4. Total Planned Contributing Expenditures (LCFF Funds)	5. Total Planned Percentage of Improved Services (%)	Planned Percentage to Increase or Improve Services for the Coming School Year (4 divided by 1, plus 5)	Totals by Type	Total LCFF Funds
165,370	18,610	11.254%	0.000%	11.254%	\$151,736.00	0.000%	91.755 %	<b>Total:</b>	\$151,736.00
								<b>LEA-wide Total:</b>	\$25,512.00
								<b>Limited Total:</b>	\$0.00
								<b>Schoolwide Total:</b>	\$151,736.00

Goal	Action #	Action Title	Contributing to Increased or Improved Services?	Scope	Unduplicated Student Group(s)	Location	Planned Expenditures for Contributing Actions (LCFF Funds)	Planned Percentage of Improved Services (%)
1	1.1	Professional Development	Yes	Schoolwide		All Schools		
1	1.2	ELA performance on the CAASPP	Yes	Schoolwide	English Learners Low Income		\$63,112.00	
1	1.3	Math performance on the CAASPP	Yes	Schoolwide		All Schools	\$63,112.00	
1	1.4	Individual Learning Plans	Yes	Schoolwide		All Schools		
2	2.1	Staffing	Yes	LEA-wide Schoolwide		All Schools		
2	2.2	Actual attendance rates	Yes	LEA-wide Schoolwide		All Schools	\$12,006.00	
2	2.3	Suspension rates	Yes	LEA-wide Schoolwide		All Schools	\$12,006.00	
2	2.4	Student/Parent Surveys	Yes	LEA-wide Schoolwide				
2	2.5	FIT results	Yes	LEA-wide Schoolwide			\$1,500.00	



Goal	Action #	Action Title	Contributing to Increased or Improved Services?	Scope	Unduplicated Student Group(s)	Location	Planned Expenditures for Contributing Actions (LCFF Funds)	Planned Percentage of Improved Services (%)
3	3.1	Enrichment activities	Yes	LEA-wide Schoolwide		All Schools		
3	3.2	Individualized Software	Yes	LEA-wide Schoolwide		All Schools		
3	3.3	Individual Learning Plans (ILP)	Yes	LEA-wide Schoolwide				
4	4.1	Parent Survey participation	Yes	LEA-wide Schoolwide				
4	4.2	Parent Survey - Parents as partners	Yes	LEA-wide		All Schools		
4	4.3	Parent Survey - Caring staff	Yes	LEA-wide		All Schools		
4	4.4	Parent Survey - Children safe at school	Yes	LEA-wide Schoolwide		All Schools		
4	4.5	Parent Survey - Parents involved in activities at the school	Yes	LEA-wide				

# 2023-24 Annual Update Table

Totals	Last Year's Total Planned Expenditures (Total Funds)	Total Estimated Expenditures (Total Funds)
Totals	\$218,119.00	\$242,750.00

Last Year's Goal #	Last Year's Action #	Prior Action/Service Title	Contributed to Increased or Improved Services?	Last Year's Planned Expenditures (Total Funds)	Estimated Actual Expenditures (Input Total Funds)
1	1.1	Professional Development	No	\$2,000.00	0
			Yes		
1	1.2	Project Based Approach / Montessori Approach	No	\$7,000.00	\$7,500.00
			Yes		
1	1.3	Technology	No	\$2,000.00	\$3,200.00
			Yes		
1	1.4	Individual Learning Plans	No		
1	1.5	Field Studies / Enrichment	No	\$30,400.00	\$34,900.00
1	1.6	Staff support	No		
2	2.1	Hire and retain qualified teachers and staff.	No	\$174,719.00	\$186,700.00
2	2.2	Physical Conditions at the School	No		\$9,800.00
			Yes		

Last Year's Goal #	Last Year's Action #	Prior Action/Service Title	Contributed to Increased or Improved Services?	Last Year's Planned Expenditures (Total Funds)	Estimated Actual Expenditures (Input Total Funds)
2	2.3	Positive School Climate and Social Emotional Health	No		
3	3.1	Individual Learning Plans	No		
3	3.2	Software Programs	No Yes	\$2,000.00	\$650.00
3	3.3	Enrichment Activities	Yes		
4	4.1	Survey Parents	No		
4	4.2	Home-School Communication	No		

# 2023-24 Contributing Actions Annual Update Table

6. Estimated LCFF Supplemental and/or Concentration Grants (Input Dollar Amount)	4. Total Planned Contributing Expenditures (LCFF Funds)	7. Total Estimated Expenditures for Contributing Actions (LCFF Funds)	Difference Between Planned and Estimated Expenditures for Contributing Actions (Subtract 7 from 4)	5. Total Planned Percentage of Improved Services (%)	8. Total Estimated Percentage of Improved Services (%)	Difference Between Planned and Estimated Percentage of Improved Services (Subtract 5 from 8)
\$11,000.00	\$43,400.00	\$56,050.00	(\$12,650.00)	500.000%	469.000%	-31.000%

Last Year's Goal #	Last Year's Action #	Prior Action/Service Title	Contributing to Increased or Improved Services?	Last Year's Planned Expenditures for Contributing Actions (LCFF Funds)	Estimated Actual Expenditures for Contributing Actions (Input LCFF Funds)	Planned Percentage of Improved Services	Estimated Actual Percentage of Improved Services (Input Percentage)
1	1.1	Professional Development	Yes	\$2,000.00	0		0%
1	1.2	Project Based Approach / Montessori Approach	Yes	\$7,000.00	\$7,500.00	100%	107%
1	1.3	Technology	Yes	\$2,000.00	\$3,200.00	100%	116%
2	2.2	Physical Conditions at the School	Yes	0	\$9,800.00	100%	100%
3	3.2	Software Programs	Yes	\$2,000.00	\$650.00	100%	32%
3	3.3	Enrichment Activities	Yes	\$30,400.00	\$34,900.00	100%	114%

## 2023-24 LCFF Carryover Table

9. Estimated Actual LCFF Base Grant (Input Dollar Amount)	6. Estimated Actual LCFF Supplemental and/or Concentration Grants	LCFF Carryover — Percentage (Percentage from Prior Year)	10. Total Percentage to Increase or Improve Services for the Current School Year (6 divided by 9 + Carryover %)	7. Total Estimated Actual Expenditures for Contributing Actions (LCFF Funds)	8. Total Estimated Actual Percentage of Improved Services (%)	11. Estimated Actual Percentage of Increased or Improved Services (7 divided by 9, plus 8)	12. LCFF Carryover — Dollar Amount (Subtract 11 from 10 and multiply by 9)	13. LCFF Carryover — Percentage (12 divided by 9)
165,370	\$11,000.00	0	6.652%	\$56,050.00	469.000%	502.894%	\$0.00	0.000%

# Local Control and Accountability Plan Instructions

[Plan Summary](#)

[Engaging Educational Partners](#)

[Goals and Actions](#)

[Increased or Improved Services for Foster Youth, English Learners, and Low-Income Students](#)

For additional questions or technical assistance related to the completion of the Local Control and Accountability Plan (LCAP) template, please contact the local county office of education (COE), or the California Department of Education's (CDE's) Local Agency Systems Support Office, by phone at 916-319-0809 or by email at [LCFF@cde.ca.gov](mailto:LCFF@cde.ca.gov).

## Introduction and Instructions

The Local Control Funding Formula (LCFF) requires local educational agencies (LEAs) to engage their local educational partners in an annual planning process to evaluate their progress within eight state priority areas encompassing all statutory metrics (COEs have 10 state priorities). LEAs document the results of this planning process in the LCAP using the template adopted by the State Board of Education.

The LCAP development process serves three distinct, but related functions:

- **Comprehensive Strategic Planning:** The process of developing and annually updating the LCAP supports comprehensive strategic planning, particularly to address and reduce disparities in opportunities and outcomes between student groups indicated by the California School Dashboard (California *Education Code* [EC] Section 52064[e][1]). Strategic planning that is comprehensive connects budgetary decisions to teaching and learning performance data. LEAs should continually evaluate the hard choices they make about the use of limited resources to meet student and community needs to ensure opportunities and outcomes are improved for all students.
- **Meaningful Engagement of Educational Partners:** The LCAP development process should result in an LCAP that reflects decisions made through meaningful engagement (EC Section 52064[e][1]). Local educational partners possess valuable perspectives and insights about an LEA's programs and services. Effective strategic planning will incorporate these perspectives and insights in order to identify potential goals and actions to be included in the LCAP.
- **Accountability and Compliance:** The LCAP serves an important accountability function because the nature of some LCAP template sections require LEAs to show that they have complied with various requirements specified in the LCFF statutes and regulations, most notably:
  - Demonstrating that LEAs are increasing or improving services for foster youth, English learners, including long-term English learners, and low-income students in proportion to the amount of additional funding those students generate under LCFF (EC Section 52064[b][4-6]).
  - Establishing goals, supported by actions and related expenditures, that address the statutory priority areas and statutory metrics (EC sections 52064[b][1] and [2]).
    - **NOTE:** As specified in EC Section 62064(b)(1), the LCAP must provide a description of the annual goals, for all pupils and each subgroup of pupils identified pursuant to EC Section 52052, to be achieved for each of the state priorities. Beginning in 2023–24, EC

Section 52052 identifies long-term English learners as a separate and distinct pupil subgroup with a numerical significance at 15 students.

- Annually reviewing and updating the LCAP to reflect progress toward the goals (*EC* Section 52064[b][7]).
- Ensuring that all increases attributable to supplemental and concentration grant calculations, including concentration grant add-on funding and/or LCFF carryover, are reflected in the LCAP (*EC* sections 52064[b][6], [8], and [11]).

The LCAP template, like each LEA’s final adopted LCAP, is a document, not a process. LEAs must use the template to memorialize the outcome of their LCAP development process, which must: (a) reflect comprehensive strategic planning, particularly to address and reduce disparities in opportunities and outcomes between student groups indicated by the California School Dashboard (Dashboard), (b) through meaningful engagement with educational partners that (c) meets legal requirements, as reflected in the final adopted LCAP. The sections included within the LCAP template do not and cannot reflect the full development process, just as the LCAP template itself is not intended as a tool for engaging educational partners.

If a county superintendent of schools has jurisdiction over a single school district, the county board of education and the governing board of the school district may adopt and file for review and approval a single LCAP consistent with the requirements in *EC* sections 52060, 52062, 52066, 52068, and 52070. The LCAP must clearly articulate to which entity’s budget (school district or county superintendent of schools) all budgeted and actual expenditures are aligned.

The revised LCAP template for the 2024–25, 2025–26, and 2026–27 school years reflects statutory changes made through Senate Bill 114 (Committee on Budget and Fiscal Review), Chapter 48, Statutes of 2023.

At its most basic, the adopted LCAP should attempt to distill not just what the LEA is doing for students in transitional kindergarten through grade twelve (TK–12), but also allow educational partners to understand why, and whether those strategies are leading to improved opportunities and outcomes for students. LEAs are strongly encouraged to use language and a level of detail in their adopted LCAPs intended to be meaningful and accessible for the LEA’s diverse educational partners and the broader public.

In developing and finalizing the LCAP for adoption, LEAs are encouraged to keep the following overarching frame at the forefront of the strategic planning and educational partner engagement functions:

Given present performance across the state priorities and on indicators in the Dashboard, how is the LEA using its budgetary resources to respond to TK–12 student and community needs, and address any performance gaps, including by meeting its obligation to increase or improve services for foster youth, English learners, and low-income students?

LEAs are encouraged to focus on a set of metrics and actions which, based on research, experience, and input gathered from educational partners, the LEA believes will have the biggest impact on behalf of its TK–12 students.

These instructions address the requirements for each section of the LCAP, but may include information about effective practices when developing the LCAP and completing the LCAP document. Additionally, the beginning of each template section includes information emphasizing the purpose that section serves.

# Plan Summary

## Purpose

A well-developed Plan Summary section provides a meaningful context for the LCAP. This section provides information about an LEA’s community as well as relevant information about student needs and performance. In order to present a meaningful context for the rest of the LCAP, the content of this section should be clearly and meaningfully related to the content included throughout each subsequent section of the LCAP.

## Requirements and Instructions

### General Information

A description of the LEA, its schools, and its students in grades transitional kindergarten–12, as applicable to the LEA.

Briefly describe the LEA, its schools, and its students in grades TK–12, as applicable to the LEA.

- For example, information about an LEA in terms of geography, enrollment, employment, the number and size of specific schools, recent community challenges, and other such information the LEA may wish to include can enable a reader to more fully understand the LEA’s LCAP.
- As part of this response, identify all schools within the LEA receiving Equity Multiplier funding.

### Reflections: Annual Performance

A reflection on annual performance based on a review of the California School Dashboard (Dashboard) and local data.

Reflect on the LEA’s annual performance on the Dashboard and local data. This may include both successes and challenges identified by the LEA during the development process.

LEAs are encouraged to highlight how they are addressing the identified needs of student groups, and/or schools within the LCAP as part of this response.

As part of this response, the LEA must identify the following, which will remain unchanged during the three-year LCAP cycle:

- Any school within the LEA that received the lowest performance level on one or more state indicators on the 2023 Dashboard;
- Any student group within the LEA that received the lowest performance level on one or more state indicators on the 2023 Dashboard; and/or
- Any student group within a school within the LEA that received the lowest performance level on one or more state indicators on the 2023 Dashboard.

### Reflections: Technical Assistance

As applicable, a summary of the work underway as part of technical assistance.



Annually identify the reason(s) the LEA is eligible for or has requested technical assistance consistent with *EC* sections 47607.3, 52071, 52071.5, 52072, or 52072.5, and provide a summary of the work underway as part of receiving technical assistance. The most common form of this technical assistance is frequently referred to as Differentiated Assistance, however this also includes LEAs that have requested technical assistance from their COE.

- If the LEA is not eligible for or receiving technical assistance, the LEA may respond to this prompt as “Not Applicable.”

**Comprehensive Support and Improvement**

An LEA with a school or schools identified for comprehensive support and improvement (CSI) under the Every Student Succeeds Act must respond to the following prompts:

*Schools Identified*

A list of the schools in the LEA that are eligible for comprehensive support and improvement.

- Identify the schools within the LEA that have been identified for CSI.

*Support for Identified Schools*

A description of how the LEA has or will support its eligible schools in developing comprehensive support and improvement plans.

- Describe how the LEA has or will support the identified schools in developing CSI plans that included a school-level needs assessment, evidence-based interventions, and the identification of any resource inequities to be addressed through the implementation of the CSI plan.

*Monitoring and Evaluating Effectiveness*

A description of how the LEA will monitor and evaluate the plan to support student and school improvement.

- Describe how the LEA will monitor and evaluate the implementation and effectiveness of the CSI plan to support student and school improvement.

**Engaging Educational Partners**

**Purpose**

Significant and purposeful engagement of parents, students, educators, and other educational partners, including those representing the student groups identified by LCFF, is critical to the development of the LCAP and the budget process. Consistent with statute, such engagement should support comprehensive strategic planning, particularly to address and reduce disparities in opportunities and outcomes between student groups indicated by the Dashboard, accountability, and improvement across the state priorities and locally identified priorities (*EC* Section 52064[e][1]). Engagement of educational partners is an ongoing, annual process.

This section is designed to reflect how the engagement of educational partners influenced the decisions reflected in the adopted LCAP. The goal is to allow educational partners that participated in the LCAP development process and the broader public to understand how the LEA engaged educational partners and the impact of that engagement. LEAs are encouraged to keep this goal in the forefront when completing this section.

# Requirements

**School districts and COEs:** *EC* sections [52060\(g\) \(California Legislative Information\)](#) and [52066\(g\) \(California Legislative Information\)](#) specify the educational partners that must be consulted when developing the LCAP:

- Teachers,
- Principals,
- Administrators,
- Other school personnel,
- Local bargaining units of the LEA,
- Parents, and
- Students

A school district or COE receiving Equity Multiplier funds must also consult with educational partners at schools generating Equity Multiplier funds in the development of the LCAP, specifically, in the development of the required focus goal for each applicable school.

Before adopting the LCAP, school districts and COEs must share it with the applicable committees, as identified below under Requirements and Instructions. The superintendent is required by statute to respond in writing to the comments received from these committees. School districts and COEs must also consult with the special education local plan area administrator(s) when developing the LCAP.

**Charter schools:** *EC* Section [47606.5\(d\) \(California Legislative Information\)](#) requires that the following educational partners be consulted with when developing the LCAP:

- Teachers,
- Principals,
- Administrators,
- Other school personnel,
- Parents, and
- Students

A charter school receiving Equity Multiplier funds must also consult with educational partners at the school generating Equity Multiplier funds in the development of the LCAP, specifically, in the development of the required focus goal for the school.

The LCAP should also be shared with, and LEAs should request input from, schoolsite-level advisory groups, as applicable (e.g., schoolsite councils, English Learner Advisory Councils, student advisory groups, etc.), to facilitate alignment between schoolsite and district-level goals. Information and resources that support effective engagement, define student consultation, and provide the requirements for advisory group composition, can be found under Resources on the [CDE's LCAP webpage](#).

Before the governing board/body of an LEA considers the adoption of the LCAP, the LEA must meet the following legal requirements:

- For school districts, see [Education Code Section 52062 \(California Legislative Information\)](#);

- **Note:** Charter schools using the LCAP as the School Plan for Student Achievement must meet the requirements of *EC* Section 52062(a).
- For COEs, see [Education Code Section 52068 \(California Legislative Information\)](#); and
- For charter schools, see [Education Code Section 47606.5 \(California Legislative Information\)](#).
- **NOTE:** As a reminder, the superintendent of a school district or COE must respond, in writing, to comments received by the applicable committees identified in the *Education Code* sections listed above. This includes the parent advisory committee and may include the English learner parent advisory committee and, as of July 1, 2024, the student advisory committee, as applicable.

## Instructions

### Respond to the prompts as follows:

A summary of the process used to engage educational partners in the development of the LCAP.

School districts and county offices of education must, at a minimum, consult with teachers, principals, administrators, other school personnel, local bargaining units, parents, and students in the development of the LCAP.

Charter schools must, at a minimum, consult with teachers, principals, administrators, other school personnel, parents, and students in the development of the LCAP.

An LEA receiving Equity Multiplier funds must also consult with educational partners at schools generating Equity Multiplier funds in the development of the LCAP, specifically, in the development of the required focus goal for each applicable school.

### Complete the table as follows:

#### Educational Partners

Identify the applicable educational partner(s) or group(s) that were engaged in the development of the LCAP.

#### Process for Engagement

Describe the engagement process used by the LEA to involve the identified educational partner(s) in the development of the LCAP. At a minimum, the LEA must describe how it met its obligation to consult with all statutorily required educational partners, as applicable to the type of LEA.

- A sufficient response to this prompt must include general information about the timeline of the process and meetings or other engagement strategies with educational partners. A response may also include information about an LEA's philosophical approach to engaging its educational partners.
- An LEA receiving Equity Multiplier funds must also include a summary of how it consulted with educational partners at schools generating Equity Multiplier funds in the development of the LCAP, specifically, in the development of the required focus goal for each applicable school.

A description of how the adopted LCAP was influenced by the feedback provided by educational partners.

Describe any goals, metrics, actions, or budgeted expenditures in the LCAP that were influenced by or developed in response to the educational partner feedback.

- A sufficient response to this prompt will provide educational partners and the public with clear, specific information about how the engagement process influenced the development of the LCAP. This may include a description of how the LEA prioritized requests of educational partners within the context of the budgetary resources available or otherwise prioritized areas of focus within the LCAP.
- An LEA receiving Equity Multiplier funds must include a description of how the consultation with educational partners at schools generating Equity Multiplier funds influenced the development of the adopted LCAP.
- For the purposes of this prompt, this may also include, but is not necessarily limited to:
  - Inclusion of a goal or decision to pursue a Focus Goal (as described below)
  - Inclusion of metrics other than the statutorily required metrics
  - Determination of the target outcome on one or more metrics
  - Inclusion of performance by one or more student groups in the Measuring and Reporting Results subsection
  - Inclusion of action(s) or a group of actions
  - Elimination of action(s) or group of actions
  - Changes to the level of proposed expenditures for one or more actions
  - Inclusion of action(s) as contributing to increased or improved services for unduplicated students
  - Analysis of effectiveness of the specific actions to achieve the goal
  - Analysis of material differences in expenditures
  - Analysis of changes made to a goal for the ensuing LCAP year based on the annual update process
  - Analysis of challenges or successes in the implementation of actions

## Goals and Actions

### Purpose

Well-developed goals will clearly communicate to educational partners what the LEA plans to accomplish, what the LEA plans to do in order to accomplish the goal, and how the LEA will know when it has accomplished the goal. A goal statement, associated metrics and expected outcomes, and the actions included in the goal must be in alignment. The explanation for why the LEA included a goal is an opportunity for LEAs to clearly communicate to educational partners and the public why, among the various strengths and areas for improvement highlighted by performance data and strategies and actions that could be pursued, the LEA decided to pursue this goal, and the related metrics, expected outcomes, actions, and expenditures.

A well-developed goal can be focused on the performance relative to a metric or metrics for all students, a specific student group(s), narrowing performance gaps, or implementing programs or strategies expected to impact outcomes. LEAs should assess the performance of their student groups when developing goals and the related actions to achieve such goals.

# Requirements and Instructions

LEAs should prioritize the goals, specific actions, and related expenditures included within the LCAP within one or more state priorities. LEAs must consider performance on the state and local indicators, including their locally collected and reported data for the local indicators that are included in the Dashboard, in determining whether and how to prioritize its goals within the LCAP. As previously stated, strategic planning that is comprehensive connects budgetary decisions to teaching and learning performance data. LEAs should continually evaluate the hard choices they make about the use of limited resources to meet student and community needs to ensure opportunities and outcomes are improved for all students, and to address and reduce disparities in opportunities and outcomes between student groups indicated by the Dashboard.

In order to support prioritization of goals, the LCAP template provides LEAs with the option of developing three different kinds of goals:

- Focus Goal: A Focus Goal is relatively more concentrated in scope and may focus on a fewer number of metrics to measure improvement. A Focus Goal statement will be time bound and make clear how the goal is to be measured.
  - All Equity Multiplier goals must be developed as focus goals. For additional information, see Required Focus Goal(s) for LEAs Receiving Equity Multiplier Funding below.
- Broad Goal: A Broad Goal is relatively less concentrated in its scope and may focus on improving performance across a wide range of metrics.
- Maintenance of Progress Goal: A Maintenance of Progress Goal includes actions that may be ongoing without significant changes and allows an LEA to track performance on any metrics not addressed in the other goals of the LCAP.

## Requirement to Address the LCFF State Priorities

At a minimum, the LCAP must address all LCFF priorities and associated metrics articulated in *EC* sections 52060(d) and 52066(d), as applicable to the LEA. The [LCFF State Priorities Summary](#) provides a summary of *EC* sections 52060(d) and 52066(d) to aid in the development of the LCAP.

Respond to the following prompts, as applicable:

### Focus Goal(s)

Description

The description provided for a Focus Goal must be specific, measurable, and time bound.

- An LEA develops a Focus Goal to address areas of need that may require or benefit from a more specific and data intensive approach.
- The Focus Goal can explicitly reference the metric(s) by which achievement of the goal will be measured and the time frame according to which the LEA expects to achieve the goal.

Type of Goal

Identify the type of goal being implemented as a Focus Goal.

State Priorities addressed by this goal.

Identify each of the state priorities that this goal is intended to address.

An explanation of why the LEA has developed this goal.

Explain why the LEA has chosen to prioritize this goal.

- An explanation must be based on Dashboard data or other locally collected data.
- LEAs must describe how the LEA identified this goal for focused attention, including relevant consultation with educational partners.
- LEAs are encouraged to promote transparency and understanding around the decision to pursue a focus goal.

**Required Focus Goal(s) for LEAs Receiving Equity Multiplier Funding**

**Description**

LEAs receiving Equity Multiplier funding must include one or more focus goals for each school generating Equity Multiplier funding. In addition to addressing the focus goal requirements described above, LEAs must adhere to the following requirements.

Focus goals for Equity Multiplier schoolsites must address the following:

- (A) All student groups that have the lowest performance level on one or more state indicators on the Dashboard, and
- (B) Any underlying issues in the credentialing, subject matter preparation, and retention of the school’s educators, if applicable.
- Focus Goals for each and every Equity Multiplier schoolsite must identify specific metrics for each identified student group, as applicable.
- An LEA may create a single goal for multiple Equity Multiplier schoolsites if those schoolsites have the same student group(s) performing at the lowest performance level on one or more state indicators on the Dashboard or, experience similar issues in the credentialing, subject matter preparation, and retention of the school’s educators.
  - When creating a single goal for multiple Equity Multiplier schoolsites, the goal must identify the student groups and the performance levels on the Dashboard that the Focus Goal is addressing; or,
  - The common issues the schoolsites are experiencing in credentialing, subject matter preparation, and retention of the school’s educators, if applicable.

**Type of Goal**

Identify the type of goal being implemented as an Equity Multiplier Focus Goal.

State Priorities addressed by this goal.

Identify each of the state priorities that this goal is intended to address.

An explanation of why the LEA has developed this goal.

Explain why the LEA has chosen to prioritize this goal.

- An explanation must be based on Dashboard data or other locally collected data.
- LEAs must describe how the LEA identified this goal for focused attention, including relevant consultation with educational partners.
- LEAs are encouraged to promote transparency and understanding around the decision to pursue a focus goal.
- In addition to this information, the LEA must also identify:
  - The school or schools to which the goal applies

LEAs are encouraged to approach an Equity Multiplier goal from a wholistic standpoint, considering how the goal might maximize student outcomes through the use of LCFF and other funding in addition to Equity Multiplier funds.

- Equity Multiplier funds must be used to supplement, not supplant, funding provided to Equity Multiplier schoolsites for purposes of the LCFF, the Expanded Learning Opportunities Program (ELO-P), the Literacy Coaches and Reading Specialists (LCRS) Grant Program, and/or the California Community Schools Partnership Program (CCSPP).
- This means that Equity Multiplier funds must not be used to replace funding that an Equity Multiplier schoolsite would otherwise receive to implement LEA-wide actions identified in the LCAP or that an Equity Multiplier schoolsite would otherwise receive to implement provisions of the ELO-P, the LCRS, and/or the CCSPP.

**Note:** EC Section [42238.024\(b\)\(1\) \(California Legislative Information\)](#) requires that Equity Multiplier funds be used for the provision of evidence-based services and supports for students. Evidence-based services and supports are based on objective evidence that has informed the design of the service or support and/or guides the modification of those services and supports. Evidence-based supports and strategies are most commonly based on educational research and/or metrics of LEA, school, and/or student performance.

**Broad Goal**

Description

Describe what the LEA plans to achieve through the actions included in the goal.

- The description of a broad goal will be clearly aligned with the expected measurable outcomes included for the goal.

- The goal description organizes the actions and expected outcomes in a cohesive and consistent manner.
- A goal description is specific enough to be measurable in either quantitative or qualitative terms. A broad goal is not as specific as a focus goal. While it is specific enough to be measurable, there are many different metrics for measuring progress toward the goal.

### Type of Goal

Identify the type of goal being implemented as a Broad Goal.

### State Priorities addressed by this goal.

Identify each of the state priorities that this goal is intended to address.

### An explanation of why the LEA has developed this goal.

Explain why the LEA developed this goal and how the actions and metrics grouped together will help achieve the goal.

## Maintenance of Progress Goal

### Description

Describe how the LEA intends to maintain the progress made in the LCFF State Priorities not addressed by the other goals in the LCAP.

- Use this type of goal to address the state priorities and applicable metrics not addressed within the other goals in the LCAP.
- The state priorities and metrics to be addressed in this section are those for which the LEA, in consultation with educational partners, has determined to maintain actions and monitor progress while focusing implementation efforts on the actions covered by other goals in the LCAP.

### Type of Goal

Identify the type of goal being implemented as a Maintenance of Progress Goal.

### State Priorities addressed by this goal.

Identify each of the state priorities that this goal is intended to address.

### An explanation of why the LEA has developed this goal.

Explain how the actions will sustain the progress exemplified by the related metrics.

## Measuring and Reporting Results:

For each LCAP year, identify the metric(s) that the LEA will use to track progress toward the expected outcomes.



- LEAs must identify metrics for specific student groups, as appropriate, including expected outcomes that address and reduce disparities in outcomes between student groups.
- The metrics may be quantitative or qualitative; but at minimum, an LEA’s LCAP must include goals that are measured using all of the applicable metrics for the related state priorities, in each LCAP year, as applicable to the type of LEA.
- To the extent a state priority does not specify one or more metrics (e.g., implementation of state academic content and performance standards), the LEA must identify a metric to use within the LCAP. For these state priorities, LEAs are encouraged to use metrics based on or reported through the relevant local indicator self-reflection tools within the Dashboard.
- **Required metrics for LEA-wide actions:** For each action identified as 1) contributing towards the requirement to increase or improve services for foster youth, English learners, including long-term English learners, and low-income students and 2) being provided on an LEA-wide basis, the LEA must identify one or more metrics to monitor the effectiveness of the action and its budgeted expenditures.
  - These required metrics may be identified within the action description or the first prompt in the increased or improved services section, however the description must clearly identify the metric(s) being used to monitor the effectiveness of the action and the action(s) that the metric(s) apply to.
- **Required metrics for Equity Multiplier goals:** For each Equity Multiplier goal, the LEA must identify:
  - The specific metrics for each identified student group at each specific schoolsite, as applicable, to measure the progress toward the goal, and/or
  - The specific metrics used to measure progress in meeting the goal related to credentialing, subject matter preparation, or educator retention at each specific schoolsite.

Complete the table as follows:

Metric #
<ul style="list-style-type: none"> <li>• Enter the metric number.</li> </ul>
Metric
<ul style="list-style-type: none"> <li>• Identify the standard of measure being used to determine progress towards the goal and/or to measure the effectiveness of one or more actions associated with the goal.</li> </ul>
Baseline
<ul style="list-style-type: none"> <li>• Enter the baseline when completing the LCAP for 2024–25.</li> </ul>

- Use the most recent data associated with the metric available at the time of adoption of the LCAP for the first year of the three-year plan. LEAs may use data as reported on the 2023 Dashboard for the baseline of a metric only if that data represents the most recent available data (e.g., high school graduation rate).
- Using the most recent data available may involve reviewing data the LEA is preparing for submission to the California Longitudinal Pupil Achievement Data System (CALPADS) or data that the LEA has recently submitted to CALPADS.
- Indicate the school year to which the baseline data applies.
- The baseline data must remain unchanged throughout the three-year LCAP.
  - This requirement is not intended to prevent LEAs from revising the baseline data if it is necessary to do so. For example, if an LEA identifies that its data collection practices for a particular metric are leading to inaccurate data and revises its practice to obtain accurate data, it would also be appropriate for the LEA to revise the baseline data to align with the more accurate data process and report its results using the accurate data.
  - If an LEA chooses to revise its baseline data, then, at a minimum, it must clearly identify the change as part of its response to the description of changes prompt in the Goal Analysis for the goal. LEAs are also strongly encouraged to involve their educational partners in the decision of whether or not to revise a baseline and to communicate the proposed change to their educational partners.
- Note for Charter Schools: Charter schools developing a one- or two-year LCAP may identify a new baseline each year, as applicable.

### Year 1 Outcome

- When completing the LCAP for 2025–26, enter the most recent data available. Indicate the school year to which the data applies.
  - Note for Charter Schools: Charter schools developing a one-year LCAP may provide the Year 1 Outcome when completing the LCAP for both 2025–26 and 2026–27 or may provide the Year 1 Outcome for 2025–26 and provide the Year 2 Outcome for 2026–27.

### Year 2 Outcome

- When completing the LCAP for 2026–27, enter the most recent data available. Indicate the school year to which the data applies.
  - Note for Charter Schools: Charter schools developing a one-year LCAP may identify the Year 2 Outcome as not applicable when completing the LCAP for 2026–27 or may provide the Year 2 Outcome for 2026–27.

### Target for Year 3 Outcome

- When completing the first year of the LCAP, enter the target outcome for the relevant metric the LEA expects to achieve by the end of the three-year LCAP cycle.
  - Note for Charter Schools: Charter schools developing a one- or two-year LCAP may identify a Target for Year 1 or Target for Year 2, as applicable.

**Current Difference from Baseline**

- When completing the LCAP for 2025–26 and 2026–27, enter the current difference between the baseline and the yearly outcome, as applicable.
  - Note for Charter Schools: Charter schools developing a one- or two-year LCAP will identify the current difference between the baseline and the yearly outcome for Year 1 and/or the current difference between the baseline and the yearly outcome for Year 2, as applicable.

Timeline for school districts and COEs for completing the “**Measuring and Reporting Results**” part of the Goal.

Metric	Baseline	Year 1 Outcome	Year 2 Outcome	Target for Year 3 Outcome	Current Difference from Baseline
Enter information in this box when completing the LCAP for <b>2024–25</b> or when adding a new metric.	Enter information in this box when completing the LCAP for <b>2024–25</b> or when adding a new metric.	Enter information in this box when completing the LCAP for <b>2025–26</b> . Leave blank until then.	Enter information in this box when completing the LCAP for <b>2026–27</b> . Leave blank until then.	Enter information in this box when completing the LCAP for <b>2024–25</b> or when adding a new metric.	Enter information in this box when completing the LCAP for <b>2025–26</b> and <b>2026–27</b> . Leave blank until then.

**Goal Analysis:**

Enter the LCAP Year.

Using actual annual measurable outcome data, including data from the Dashboard, analyze whether the planned actions were effective towards achieving the goal. “Effective” means the degree to which the planned actions were successful in producing the target result. Respond to the prompts as instructed.

**Note:** When completing the 2024–25 LCAP, use the 2023–24 Local Control and Accountability Plan Annual Update template to complete the Goal Analysis and identify the Goal Analysis prompts in the 2024–25 LCAP as “Not Applicable.”

**A description of overall implementation, including any substantive differences in planned actions and actual implementation of these actions, and any relevant challenges and successes experienced with implementation.**

- Describe the overall implementation of the actions to achieve the articulated goal, including relevant challenges and successes experienced with implementation.
  - Include a discussion of relevant challenges and successes experienced with the implementation process.
  - This discussion must include any instance where the LEA did not implement a planned action or implemented a planned action in a manner that differs substantively from how it was described in the adopted LCAP.

An explanation of material differences between Budgeted Expenditures and Estimated Actual Expenditures and/or Planned Percentages of Improved Services and Estimated Actual Percentages of Improved Services.

- Explain material differences between Budgeted Expenditures and Estimated Actual Expenditures and between the Planned Percentages of Improved Services and Estimated Actual Percentages of Improved Services, as applicable. Minor variances in expenditures or percentages do not need to be addressed, and a dollar-for-dollar accounting is not required.

A description of the effectiveness or ineffectiveness of the specific actions to date in making progress toward the goal.

- Describe the effectiveness or ineffectiveness of the specific actions to date in making progress toward the goal. “Effectiveness” means the degree to which the actions were successful in producing the target result and “ineffectiveness” means that the actions did not produce any significant or targeted result.
  - In some cases, not all actions in a goal will be intended to improve performance on all of the metrics associated with the goal.
  - When responding to this prompt, LEAs may assess the effectiveness of a single action or group of actions within the goal in the context of performance on a single metric or group of specific metrics within the goal that are applicable to the action(s). Grouping actions with metrics will allow for more robust analysis of whether the strategy the LEA is using to impact a specified set of metrics is working and increase transparency for educational partners. LEAs are encouraged to use such an approach when goals include multiple actions and metrics that are not closely associated.
  - Beginning with the development of the 2024–25 LCAP, the LEA must change actions that have not proven effective over a three-year period.

A description of any changes made to the planned goal, metrics, target outcomes, or actions for the coming year that resulted from reflections on prior practice.

- Describe any changes made to this goal, expected outcomes, metrics, or actions to achieve this goal as a result of this analysis and analysis of the data provided in the Dashboard or other local data, as applicable.
  - As noted above, beginning with the development of the 2024–25 LCAP, the LEA must change actions that have not proven effective over a three-year period. For actions that have been identified as ineffective, the LEA must identify the ineffective action and must include a description of the following:
    - The reasons for the ineffectiveness, and
    - How changes to the action will result in a new or strengthened approach.

**Actions:**

Complete the table as follows. Add additional rows as necessary.

Action #

- Enter the action number.

## Title

- Provide a short title for the action. This title will also appear in the action tables.

## Description

- Provide a brief description of the action.
  - For actions that contribute to meeting the increased or improved services requirement, the LEA may include an explanation of how each action is principally directed towards and effective in meeting the LEA's goals for unduplicated students, as described in the instructions for the Increased or Improved Services for Foster Youth, English Learners, and Low-Income Students section.
  - As previously noted, for each action identified as 1) contributing towards the requirement to increase or improve services for foster youth, English learners, including long-term English learners, and low-income students and 2) being provided on an LEA-wide basis, the LEA must identify one or more metrics to monitor the effectiveness of the action and its budgeted expenditures.
  - These required metrics may be identified within the action description or the first prompt in the increased or improved services section; however, the description must clearly identify the metric(s) being used to monitor the effectiveness of the action and the action(s) that the metric(s) apply to.

## Total Funds

- Enter the total amount of expenditures associated with this action. Budgeted expenditures from specific fund sources will be provided in the action tables.

## Contributing

- Indicate whether the action contributes to meeting the increased or improved services requirement as described in the Increased or Improved Services section using a “Y” for Yes or an “N” for No.
  - **Note:** for each such contributing action, the LEA will need to provide additional information in the Increased or Improved Services section to address the requirements in *California Code of Regulations*, Title 5 [5 CCR] Section 15496 in the Increased or Improved Services section of the LCAP.

**Actions for Foster Youth:** School districts, COEs, and charter schools that have a numerically significant foster youth student subgroup are encouraged to include specific actions in the LCAP designed to meet needs specific to foster youth students.

## Required Actions

- LEAs with 30 or more English learners and/or 15 or more long-term English learners must include specific actions in the LCAP related to, at a minimum:
  - Language acquisition programs, as defined in *EC* Section 306, provided to students, and

- Professional development for teachers.
- If an LEA has both 30 or more English learners and 15 or more long-term English learners, the LEA must include actions for both English learners and long-term English learners.
- LEAs eligible for technical assistance pursuant to *EC* sections 47607.3, 52071, 52071.5, 52072, or 52072.5, must include specific actions within the LCAP related to its implementation of the work underway as part of technical assistance. The most common form of this technical assistance is frequently referred to as Differentiated Assistance.
- LEAs that have Red Dashboard indicators for (1) a school within the LEA, (2) a student group within the LEA, and/or (3) a student group within any school within the LEA must include one or more specific actions within the LCAP:
  - The specific action(s) must be directed towards the identified student group(s) and/or school(s) and must address the identified state indicator(s) for which the student group or school received the lowest performance level on the 2023 Dashboard. Each student group and/or school that receives the lowest performance level on the 2023 Dashboard must be addressed by one or more actions.
  - These required actions will be effective for the three-year LCAP cycle.

## Increased or Improved Services for Foster Youth, English Learners, and Low-Income Students

### Purpose

A well-written Increased or Improved Services section provides educational partners with a comprehensive description, within a single dedicated section, of how an LEA plans to increase or improve services for its unduplicated students as defined in *EC* Section 42238.02 in grades TK–12 as compared to all students in grades TK–12, as applicable, and how LEA-wide or schoolwide actions identified for this purpose meet regulatory requirements. Descriptions provided should include sufficient detail yet be sufficiently succinct to promote a broader understanding of educational partners to facilitate their ability to provide input. An LEA’s description in this section must align with the actions included in the Goals and Actions section as contributing.

Please Note: For the purpose of meeting the Increased or Improved Services requirement and consistent with *EC* Section 42238.02, long-term English learners are included in the English learner student group.

### Statutory Requirements

An LEA is required to demonstrate in its LCAP how it is increasing or improving services for its students who are foster youth, English learners, and/or low-income, collectively referred to as unduplicated students, as compared to the services provided to all students in proportion to the increase in funding it receives based on the number and concentration of unduplicated students in the LEA (*EC* Section 42238.07[a][1], *EC* Section 52064[b][8][B]; 5 *CCR* Section 15496[a]). This proportionality percentage is also known as the “minimum proportionality percentage” or “MPP.” The manner in which an LEA demonstrates it is meeting its MPP is two-fold: (1) through the expenditure of LCFF funds or through the identification of a Planned Percentage of Improved Services as documented in the Contributing Actions Table, and (2) through the explanations provided in the Increased or Improved Services for Foster Youth, English Learners, and Low-Income Students section.

To improve services means to grow services in quality and to increase services means to grow services in quantity. Services are increased or improved by those actions in the LCAP that are identified in the Goals and Actions section as contributing to the increased or improved services requirement, whether they are provided across the entire LEA (LEA-wide action), provided to an entire school (Schoolwide action), or solely provided to one or more unduplicated student group(s) (Limited action).

Therefore, for *any* action contributing to meet the increased or improved services requirement, the LEA must include an explanation of:

- How the action is increasing or improving services for the unduplicated student group(s) (Identified Needs and Action Design), and
- How the action meets the LEA's goals for its unduplicated pupils in the state and any local priority areas (Measurement of Effectiveness).

**LEA-wide and Schoolwide Actions**

In addition to the above required explanations, LEAs must provide a justification for why an LEA-wide or Schoolwide action is being provided to all students and how the action is intended to improve outcomes for unduplicated student group(s) as compared to all students.

- Conclusory statements that a service will help achieve an expected outcome for the goal, without an explicit connection or further explanation as to how, are not sufficient.
- Further, simply stating that an LEA has a high enrollment percentage of a specific student group or groups does not meet the increased or improved services standard because enrolling students is not the same as serving students.

**For School Districts Only**

Actions provided on an **LEA-wide** basis at **school districts with an unduplicated pupil percentage of less than 55 percent** must also include a description of how the actions are the most effective use of the funds to meet the district's goals for its unduplicated pupils in the state and any local priority areas. The description must provide the basis for this determination, including any alternatives considered, supporting research, experience, or educational theory.

Actions provided on a **Schoolwide** basis for **schools with less than 40 percent enrollment of unduplicated pupils** must also include a description of how these actions are the most effective use of the funds to meet the district's goals for its unduplicated pupils in the state and any local priority areas. The description must provide the basis for this determination, including any alternatives considered, supporting research, experience, or educational theory.

**Requirements and Instructions**

Complete the tables as follows:

**Total Projected LCFF Supplemental and/or Concentration Grants**

- Specify the amount of LCFF supplemental and concentration grant funds the LEA estimates it will receive in the coming year based on the number and concentration of foster youth, English learner, and low-income students. This amount includes the Additional 15 percent LCFF Concentration Grant.

**Projected Additional 15 percent LCFF Concentration Grant**

- Specify the amount of additional LCFF concentration grant add-on funding, as described in *EC* Section 42238.02, that the LEA estimates it will receive in the coming year.

**Projected Percentage to Increase or Improve Services for the Coming School Year**

- Specify the estimated percentage by which services for unduplicated pupils must be increased or improved as compared to the services provided to all students in the LCAP year as calculated pursuant to 5 *CCR* Section 15496(a)(7).

**LCFF Carryover — Percentage**

- Specify the LCFF Carryover — Percentage identified in the LCFF Carryover Table. If a carryover percentage is not identified in the LCFF Carryover Table, specify a percentage of zero (0.00%).

**LCFF Carryover — Dollar**

- Specify the LCFF Carryover — Dollar amount identified in the LCFF Carryover Table. If a carryover amount is not identified in the LCFF Carryover Table, specify an amount of zero (\$0).

**Total Percentage to Increase or Improve Services for the Coming School Year**

- Add the Projected Percentage to Increase or Improve Services for the Coming School Year and the Proportional LCFF Required Carryover Percentage and specify the percentage. This is the LEA’s percentage by which services for unduplicated pupils must be increased or improved as compared to the services provided to all students in the LCAP year, as calculated pursuant to 5 *CCR* Section 15496(a)(7).

**Required Descriptions:**

**LEA-wide and Schoolwide Actions**

For each action being provided to an entire LEA or school, provide an explanation of (1) the unique identified need(s) of the unduplicated student group(s) for whom the action is principally directed, (2) how the action is designed to address the identified need(s) and why it is being provided on an LEA or schoolwide basis, and (3) the metric(s) used to measure the effectiveness of the action in improving outcomes for the unduplicated student group(s).

If the LEA has provided this required description in the Action Descriptions, state as such within the table.

Complete the table as follows:

**Identified Need(s)**

Provide an explanation of the unique identified need(s) of the LEA’s unduplicated student group(s) for whom the action is principally directed.



An LEA demonstrates how an action is principally directed towards an unduplicated student group(s) when the LEA explains the need(s), condition(s), or circumstance(s) of the unduplicated student group(s) identified through a needs assessment and how the action addresses them. A meaningful needs assessment includes, at a minimum, analysis of applicable student achievement data and educational partner feedback.

**How the Action(s) are Designed to Address Need(s) and Why it is Provided on an LEA-wide or Schoolwide Basis**

Provide an explanation of how the action as designed will address the unique identified need(s) of the LEA’s unduplicated student group(s) for whom the action is principally directed and the rationale for why the action is being provided on an LEA-wide or schoolwide basis.

- As stated above, conclusory statements that a service will help achieve an expected outcome for the goal, without an explicit connection or further explanation as to how, are not sufficient.
- Further, simply stating that an LEA has a high enrollment percentage of a specific student group or groups does not meet the increased or improved services standard because enrolling students is not the same as serving students.

**Metric(s) to Monitor Effectiveness**

Identify the metric(s) being used to measure the progress and effectiveness of the action(s).

**Note for COEs and Charter Schools:** In the case of COEs and charter schools, schoolwide and LEA-wide are considered to be synonymous.

**Limited Actions**

For each action being solely provided to one or more unduplicated student group(s), provide an explanation of (1) the unique identified need(s) of the unduplicated student group(s) being served, (2) how the action is designed to address the identified need(s), and (3) how the effectiveness of the action in improving outcomes for the unduplicated student group(s) will be measured.

If the LEA has provided the required descriptions in the Action Descriptions, state as such.

Complete the table as follows:

**Identified Need(s)**

Provide an explanation of the unique need(s) of the unduplicated student group(s) being served identified through the LEA’s needs assessment. A meaningful needs assessment includes, at a minimum, analysis of applicable student achievement data and educational partner feedback.

**How the Action(s) are Designed to Address Need(s)**

Provide an explanation of how the action is designed to address the unique identified need(s) of the unduplicated student group(s) being served.

## Metric(s) to Monitor Effectiveness

Identify the metric(s) being used to measure the progress and effectiveness of the action(s).

For any limited action contributing to meeting the increased or improved services requirement that is associated with a Planned Percentage of Improved Services in the Contributing Summary Table rather than an expenditure of LCFF funds, describe the methodology that was used to determine the contribution of the action towards the proportional percentage, as applicable.

- For each action with an identified Planned Percentage of Improved Services, identify the goal and action number and describe the methodology that was used.
- When identifying a Planned Percentage of Improved Services, the LEA must describe the methodology that it used to determine the contribution of the action towards the proportional percentage. The percentage of improved services for an action corresponds to the amount of LCFF funding that the LEA estimates it would expend to implement the action if it were funded.
- For example, an LEA determines that there is a need to analyze data to ensure that instructional aides and expanded learning providers know what targeted supports to provide to students who are foster youth. The LEA could implement this action by hiring additional staff to collect and analyze data and to coordinate supports for students, which, based on the LEA's current pay scale, the LEA estimates would cost \$165,000. Instead, the LEA chooses to utilize a portion of existing staff time to analyze data relating to students who are foster youth. This analysis will then be shared with site principals who will use the data to coordinate services provided by instructional assistants and expanded learning providers to target support to students. In this example, the LEA would divide the estimated cost of \$165,000 by the amount of LCFF Funding identified in the Total Planned Expenditures Table and then convert the quotient to a percentage. This percentage is the Planned Percentage of Improved Services for the action.

## Additional Concentration Grant Funding

A description of the plan for how the additional concentration grant add-on funding identified above will be used to increase the number of staff providing direct services to students at schools that have a high concentration (above 55 percent) of foster youth, English learners, and low-income students, as applicable.

An LEA that receives the additional concentration grant add-on described in *EC* Section 42238.02 is required to demonstrate how it is using these funds to increase the number of staff who provide direct services to students at schools with an enrollment of unduplicated students that is greater than 55 percent as compared to the number of staff who provide direct services to students at schools with an enrollment of unduplicated students that is equal to or less than 55 percent. The staff who provide direct services to students must be certificated staff and/or classified staff employed by the LEA; classified staff includes custodial staff.

Provide the following descriptions, as applicable to the LEA:

- An LEA that does not receive a concentration grant or the concentration grant add-on must indicate that a response to this prompt is not applicable.
- Identify the goal and action numbers of the actions in the LCAP that the LEA is implementing to meet the requirement to increase the number of staff who provide direct services to students at schools with an enrollment of unduplicated students that is greater than 55 percent.

- An LEA that does not have comparison schools from which to describe how it is using the concentration grant add-on funds, such as a single-school LEA or an LEA that only has schools with an enrollment of unduplicated students that is greater than 55 percent, must describe how it is using the funds to increase the number of credentialed staff, classified staff, or both, including custodial staff, who provide direct services to students at selected schools and the criteria used to determine which schools require additional staffing support.
- In the event that an additional concentration grant add-on is not sufficient to increase staff providing direct services to students at a school with an enrollment of unduplicated students that is greater than 55 percent, the LEA must describe how it is using the funds to retain staff providing direct services to students at a school with an enrollment of unduplicated students that is greater than 55 percent.

Complete the table as follows:

- Provide the staff-to-student ratio of classified staff providing direct services to students with a concentration of unduplicated students that is 55 percent or less and the staff-to-student ratio of classified staff providing direct services to students at schools with a concentration of unduplicated students that is greater than 55 percent, as applicable to the LEA.
  - The LEA may group its schools by grade span (Elementary, Middle/Junior High, and High Schools), as applicable to the LEA.
  - The staff-to-student ratio must be based on the number of full-time equivalent (FTE) staff and the number of enrolled students as counted on the first Wednesday in October of each year.
- Provide the staff-to-student ratio of certificated staff providing direct services to students at schools with a concentration of unduplicated students that is 55 percent or less and the staff-to-student ratio of certificated staff providing direct services to students at schools with a concentration of unduplicated students that is greater than 55 percent, as applicable to the LEA.
  - The LEA may group its schools by grade span (Elementary, Middle/Junior High, and High Schools), as applicable to the LEA.
  - The staff-to-student ratio must be based on the number of FTE staff and the number of enrolled students as counted on the first Wednesday in October of each year.

## Action Tables

Complete the Total Planned Expenditures Table for each action in the LCAP. The information entered into this table will automatically populate the other Action Tables. Information is only entered into the Total Planned Expenditures Table, the Annual Update Table, the Contributing Actions Annual Update Table, and the LCFF Carryover Table. The word “input” has been added to column headers to aid in identifying the column(s) where information will be entered. Information is not entered on the remaining Action tables.

The following tables are required to be included as part of the LCAP adopted by the local governing board or governing body:

- Table 1: Total Planned Expenditures Table (for the coming LCAP Year)
- Table 2: Contributing Actions Table (for the coming LCAP Year)

- Table 3: Annual Update Table (for the current LCAP Year)
- Table 4: Contributing Actions Annual Update Table (for the current LCAP Year)
- Table 5: LCFF Carryover Table (for the current LCAP Year)

Note: The coming LCAP Year is the year that is being planned for, while the current LCAP year is the current year of implementation. For example, when developing the 2024–25 LCAP, 2024–25 will be the coming LCAP Year and 2023–24 will be the current LCAP Year.

## Total Planned Expenditures Table

In the Total Planned Expenditures Table, input the following information for each action in the LCAP for that applicable LCAP year:

- **LCAP Year:** Identify the applicable LCAP Year.
- **1. Projected LCFF Base Grant:** Provide the total amount estimated LCFF entitlement for the coming school year, excluding the supplemental and concentration grants and the add-ons for the Targeted Instructional Improvement Block Grant program, the former Home-to-School Transportation program, and the Small School District Transportation program, pursuant to 5 CCR Section 15496(a)(8). Note that the LCFF Base Grant for purposes of the LCAP also includes the Necessary Small Schools and Economic Recovery Target allowances for school districts, and County Operations Grant for COEs.  
  
See *EC* sections 2574 (for COEs) and 42238.02 (for school districts and charter schools), as applicable, for LCFF entitlement calculations.
- **2. Projected LCFF Supplemental and/or Concentration Grants:** Provide the total amount of LCFF supplemental and concentration grants estimated on the basis of the number and concentration of unduplicated students for the coming school year.
- **3. Projected Percentage to Increase or Improve Services for the Coming School Year:** This percentage will not be entered; it is calculated based on the Projected LCFF Base Grant and the Projected LCFF Supplemental and/or Concentration Grants, pursuant to 5 CCR Section 15496(a)(8). This is the percentage by which services for unduplicated pupils must be increased or improved as compared to the services provided to all students in the coming LCAP year.
- **LCFF Carryover — Percentage:** Specify the LCFF Carryover — Percentage identified in the LCFF Carryover Table from the prior LCAP year. If a carryover percentage is not identified in the LCFF Carryover Table, specify a percentage of zero (0.00%).
- **Total Percentage to Increase or Improve Services for the Coming School Year:** This percentage will not be entered; it is calculated based on the Projected Percentage to Increase or Improve Services for the Coming School Year and the LCFF Carryover — Percentage. ***This is the percentage by which the LEA must increase or improve services for unduplicated pupils as compared to the services provided to all students in the coming LCAP year.***

- **Goal #:** Enter the LCAP Goal number for the action.
- **Action #:** Enter the action’s number as indicated in the LCAP Goal.
- **Action Title:** Provide a title of the action.
- **Student Group(s):** Indicate the student group or groups who will be the primary beneficiary of the action by entering “All,” or by entering a specific student group or groups.
- **Contributing to Increased or Improved Services?:** Type “Yes” if the action **is** included as contributing to meeting the increased or improved services requirement; OR, type “No” if the action is **not** included as contributing to meeting the increased or improved services requirement.
- If “Yes” is entered into the Contributing column, then complete the following columns:
  - **Scope:** The scope of an action may be LEA-wide (i.e., districtwide, countywide, or charterwide), schoolwide, or limited. An action that is LEA-wide in scope upgrades the entire educational program of the LEA. An action that is schoolwide in scope upgrades the entire educational program of a single school. An action that is limited in its scope is an action that serves only one or more unduplicated student groups.
  - **Unduplicated Student Group(s):** Regardless of scope, contributing actions serve one or more unduplicated student groups. Indicate one or more unduplicated student groups for whom services are being increased or improved as compared to what all students receive.
  - **Location:** Identify the location where the action will be provided. If the action is provided to all schools within the LEA, the LEA must indicate “All Schools.” If the action is provided to specific schools within the LEA or specific grade spans only, the LEA must enter “Specific Schools” or “Specific Grade Spans.” Identify the individual school or a subset of schools or grade spans (e.g., all high schools or grades transitional kindergarten through grade five), as appropriate.
- **Time Span:** Enter “ongoing” if the action will be implemented for an indeterminate period of time. Otherwise, indicate the span of time for which the action will be implemented. For example, an LEA might enter “1 Year,” or “2 Years,” or “6 Months.”
- **Total Personnel:** Enter the total amount of personnel expenditures utilized to implement this action.
- **Total Non-Personnel:** This amount will be automatically calculated based on information provided in the Total Personnel column and the Total Funds column.
- **LCFF Funds:** Enter the total amount of LCFF funds utilized to implement this action, if any. LCFF funds include all funds that make up an LEA’s total LCFF target (i.e., base grant, grade span adjustment, supplemental grant, concentration grant, Targeted Instructional Improvement Block Grant, and Home-To-School Transportation).

- **Note:** For an action to contribute towards meeting the increased or improved services requirement, it must include some measure of LCFF funding. The action may also include funding from other sources, however the extent to which an action contributes to meeting the increased or improved services requirement is based on the LCFF funding being used to implement the action.
- **Other State Funds:** Enter the total amount of Other State Funds utilized to implement this action, if any.
  - **Note:** Equity Multiplier funds must be included in the “Other State Funds” category, not in the “LCFF Funds” category. As a reminder, Equity Multiplier funds must be used to supplement, not supplant, funding provided to Equity Multiplier schoolsites for purposes of the LCFF, the ELO-P, the LCRS, and/or the CCSPP. This means that Equity Multiplier funds must not be used to replace funding that an Equity Multiplier schoolsite would otherwise receive to implement LEA-wide actions identified in the LEA’s LCAP or that an Equity Multiplier schoolsite would otherwise receive to implement provisions of the ELO-P, the LCRS, and/or the CCSPP.
- **Local Funds:** Enter the total amount of Local Funds utilized to implement this action, if any.
- **Federal Funds:** Enter the total amount of Federal Funds utilized to implement this action, if any.
- **Total Funds:** This amount is automatically calculated based on amounts entered in the previous four columns.
- **Planned Percentage of Improved Services:** For any action identified as contributing, being provided on a Limited basis to unduplicated students, and that does not have funding associated with the action, enter the planned quality improvement anticipated for the action as a percentage rounded to the nearest hundredth (0.00%). A limited action is an action that only serves foster youth, English learners, and/or low-income students.
  - As noted in the instructions for the Increased or Improved Services section, when identifying a Planned Percentage of Improved Services, the LEA must describe the methodology that it used to determine the contribution of the action towards the proportional percentage. The percentage of improved services for an action corresponds to the amount of LCFF funding that the LEA estimates it would expend to implement the action if it were funded.

For example, an LEA determines that there is a need to analyze data to ensure that instructional aides and expanded learning providers know what targeted supports to provide to students who are foster youth. The LEA could implement this action by hiring additional staff to collect and analyze data and to coordinate supports for students, which, based on the LEA’s current pay scale, the LEA estimates would cost \$165,000. Instead, the LEA chooses to utilize a portion of existing staff time to analyze data relating to students who are foster youth. This analysis will then be shared with site principals who will use the data to coordinate services provided by instructional assistants and expanded learning providers to target support to students. In this example, the LEA would divide the estimated cost of \$165,000 by the amount of LCFF Funding identified in the Data Entry Table and then convert the quotient to a percentage. This percentage is the Planned Percentage of Improved Services for the action.

## Contributing Actions Table

As noted above, information will not be entered in the Contributing Actions Table; however, the ‘Contributing to Increased or Improved Services?’ column will need to be checked to ensure that only actions with a “Yes” are displaying. If actions with a “No” are displayed or if actions that are contributing are not displaying in the column, use the drop-down menu in the column header to filter only the “Yes” responses.

## Annual Update Table

In the Annual Update Table, provide the following information for each action in the LCAP for the relevant LCAP year:

- **Estimated Actual Expenditures:** Enter the total estimated actual expenditures to implement this action, if any.

## Contributing Actions Annual Update Table

In the Contributing Actions Annual Update Table, check the ‘Contributing to Increased or Improved Services?’ column to ensure that only actions with a “Yes” are displaying. If actions with a “No” are displayed or if actions that are contributing are not displaying in the column, use the drop-down menu in the column header to filter only the “Yes” responses. Provide the following information for each contributing action in the LCAP for the relevant LCAP year:

- **6. Estimated Actual LCFF Supplemental and/or Concentration Grants:** Provide the total amount of LCFF supplemental and concentration grants estimated based on the number and concentration of unduplicated students in the current school year.
- **Estimated Actual Expenditures for Contributing Actions:** Enter the total estimated actual expenditure of LCFF funds used to implement this action, if any.
- **Estimated Actual Percentage of Improved Services:** For any action identified as contributing, being provided on a Limited basis only to unduplicated students, and that does not have funding associated with the action, enter the total estimated actual quality improvement anticipated for the action as a percentage rounded to the nearest hundredth (0.00%).
  - Building on the example provided above for calculating the Planned Percentage of Improved Services, the LEA in the example implements the action. As part of the annual update process, the LEA reviews implementation and student outcome data and determines that the action was implemented with fidelity and that outcomes for foster youth students improved. The LEA reviews the original estimated cost for the action and determines that had it hired additional staff to collect and analyze data and to coordinate supports for students that estimated actual cost would have been \$169,500 due to a cost of living adjustment. The LEA would divide the estimated actual cost of \$169,500 by the amount of LCFF Funding identified in the Data Entry Table and then convert the quotient to a percentage. This percentage is the Estimated Actual Percentage of Improved Services for the action.

## LCFF Carryover Table

- **9. Estimated Actual LCFF Base Grant:** Provide the total amount of estimated LCFF Target Entitlement for the current school year, excluding the supplemental and concentration grants and the add-ons for the Targeted Instructional Improvement Block Grant program, the former Home-to-School Transportation program, and the Small School District Transportation program, pursuant to 5 CCR Section 15496(a)(8). Note that the LCFF Base Grant for purposes of the LCAP also includes the Necessary Small Schools and Economic

Recovery Target allowances for school districts, and County Operations Grant for COEs. See *EC* sections 2574 (for COEs) and 42238.02 (for school districts and charter schools), as applicable, for LCFF entitlement calculations.

- **10. Total Percentage to Increase or Improve Services for the Current School Year:** This percentage will not be entered. The percentage is calculated based on the amounts of the Estimated Actual LCFF Base Grant (9) and the Estimated Actual LCFF Supplemental and/or Concentration Grants (6), pursuant to 5 *CCR* Section 15496(a)(8), plus the LCFF Carryover – Percentage from the prior year. This is the percentage by which services for unduplicated pupils must be increased or improved as compared to the services provided to all students in the current LCAP year.

## Calculations in the Action Tables

To reduce the duplication of effort of LEAs, the Action Tables include functionality such as pre-population of fields and cells based on the information provided in the Data Entry Table, the Annual Update Summary Table, and the Contributing Actions Table. For transparency, the functionality and calculations used are provided below.

### Contributing Actions Table

- **4. Total Planned Contributing Expenditures (LCFF Funds)**
  - This amount is the total of the Planned Expenditures for Contributing Actions (LCFF Funds) column.
- **5. Total Planned Percentage of Improved Services**
  - This percentage is the total of the Planned Percentage of Improved Services column.
- **Planned Percentage to Increase or Improve Services for the coming school year (4 divided by 1, plus 5)**
  - This percentage is calculated by dividing the Total Planned Contributing Expenditures (4) by the Projected LCFF Base Grant (1), converting the quotient to a percentage, and adding it to the Total Planned Percentage of Improved Services (5).

### Contributing Actions Annual Update Table

Pursuant to *EC* Section 42238.07(c)(2), if the Total Planned Contributing Expenditures (4) is less than the Estimated Actual LCFF Supplemental and Concentration Grants (6), the LEA is required to calculate the difference between the Total Planned Percentage of Improved Services (5) and the Total Estimated Actual Percentage of Improved Services (7). If the Total Planned Contributing Expenditures (4) is equal to or greater than the Estimated Actual LCFF Supplemental and Concentration Grants (6), the Difference Between Planned and Estimated Actual Percentage of Improved Services will display “Not Required.”

- **6. Estimated Actual LCFF Supplemental and Concentration Grants**
  - This is the total amount of LCFF supplemental and concentration grants the LEA estimates it will actually receive based on of the number and concentration of unduplicated students in the current school year.



- **4. Total Planned Contributing Expenditures (LCFF Funds)**
  - This amount is the total of the Last Year's Planned Expenditures for Contributing Actions (LCFF Funds).
- **7. Total Estimated Actual Expenditures for Contributing Actions**
  - This amount is the total of the Estimated Actual Expenditures for Contributing Actions (LCFF Funds).
- **Difference Between Planned and Estimated Actual Expenditures for Contributing Actions (Subtract 7 from 4)**
  - This amount is the Total Estimated Actual Expenditures for Contributing Actions (7) subtracted from the Total Planned Contributing Expenditures (4).
- **5. Total Planned Percentage of Improved Services (%)**
  - This amount is the total of the Planned Percentage of Improved Services column.
- **8. Total Estimated Actual Percentage of Improved Services (%)**
  - This amount is the total of the Estimated Actual Percentage of Improved Services column.
- **Difference Between Planned and Estimated Actual Percentage of Improved Services (Subtract 5 from 8)**
  - This amount is the Total Planned Percentage of Improved Services (5) subtracted from the Total Estimated Actual Percentage of Improved Services (8).

#### **LCFF Carryover Table**

- **10. Total Percentage to Increase or Improve Services for the Current School Year (6 divided by 9 plus Carryover %)**
  - This percentage is the Estimated Actual LCFF Supplemental and/or Concentration Grants (6) divided by the Estimated Actual LCFF Base Grant (9) plus the LCFF Carryover – Percentage from the prior year.
- **11. Estimated Actual Percentage of Increased or Improved Services (7 divided by 9, plus 8)**
  - This percentage is the Total Estimated Actual Expenditures for Contributing Actions (7) divided by the LCFF Funding (9), then converting the quotient to a percentage and adding the Total Estimated Actual Percentage of Improved Services (8).
- **12. LCFF Carryover — Dollar Amount LCFF Carryover (Subtract 11 from 10 and multiply by 9)**
  - If the Estimated Actual Percentage of Increased or Improved Services (11) is less than the Estimated Actual Percentage to Increase or Improve Services (10), the LEA is required to carry over LCFF funds.

The amount of LCFF funds is calculated by subtracting the Estimated Actual Percentage to Increase or Improve Services (11) from the Estimated Actual Percentage of Increased or Improved Services (10) and then multiplying by the Estimated Actual LCFF Base Grant (9). This amount is the amount of LCFF funds that is required to be carried over to the coming year.

- **13. LCFF Carryover — Percentage (12 divided by 9)**

- This percentage is the unmet portion of the Percentage to Increase or Improve Services that the LEA must carry over into the coming LCAP year. The percentage is calculated by dividing the LCFF Carryover (12) by the LCFF Funding (9).

California Department of Education  
November 2023